



KEEPS YOU GOING.

ACCESS PARTS

**QUICK
REFERENCE
GUIDE**



BRANCH INFORMATION



TVH SINGAPORE PTE LTD • CO NO 200203510-Z
37 Tuas Basin Link • Singapore 638771
T +65 6276 1450 • marketing.asia@tvh.com • www.tvh.com

TVH MALAYSIA SDN. BHD. • CO NO 535743-U
N° 10, Jalan Bawang Putih 24/34, Seksyen 24 • 40300 Shah Alam • Selangor • Malaysia
T +60 3 5545 6166 • marketing.asia@tvh.com • www.tvh.com

TVH MALAYSIA - JOHOR BAHRU
N° 53, Jalan Mutiara Emas 5/11, Taman Mount Austin • 81100 Johor Bahru • Johor • Malaysia
T +60 7 361 9500






TVH PARTS (THAILAND) LTD • CO NO 0105557139311
Suite N° 0830 • 1-7 Zuellig House Building • Silom Road • Bangrak • Bangkok 10500 • Thailand
M +66 61 419 4414 • M +66 65 955 3942 • www.tvh.com

TABLE OF CONTENTS

• Alarms & horns	4
• Beacons & strobe lights	5
• CAM attachments	38-39
– Bale clamps	54-55
– Fork extensions	43
– Fork positioners	44-45
– Forks	40-42
– Load extenders	56-58
– Paper roll clamp	48-49
– Push-pulls	52-53
– Rotators	50-51
– Sideshifters	46-47
• Chargers	7
• Circuit breakers & fuses	8
• Controllers & components	9-11
• Electrical	12-13
• Emergency cable	14
• Engines & engine accessories	14-15
• Gauges	30
• Hardware	16-17
• Keys	27
• Lights	6
• Mag Kaddy accessories	34
• Miscellaneous	19
• Motors	18
• Mytotalsource	62
• Outrigger pads	35
• Pallet trucks	32-33
• Relays	29
• Seats	36-37
• Solenoids & contactors	20-21
• Sweepers	59-60
• Switches & push buttons	21-28
• Wheels	31

ALARMS & HORNS









TECHNICAL DETAILS

	Description	Suitable for	REF
	Alarm, intermittent tone	Genie	128TA3429
	Alarm, continuous	Genie, Upright	128TA3427
	Travel alarm, warble tone	Genie	151TA2422
	Dual tone alarm, 12-24 VDC	Haulotte, Snorkel, UpRight	139TA5211
	68 dB, 12-48 V DC Alarm	JLG	126TA5130
	Alarm, 97 dB 12-48 V	JLG	126TA6245
	Alarm B/U, 107 dB 12-48 V	JLG	155TA3350
	Beeper alarm	Skyjack	151TA1976
	Horn 24 V	Skyjack	151TA2192
	Horn 12 V	Suitable for Multiple Manufacturer Products	126TA6164
	Horn 24 V	Suitable for Multiple Manufacturer Products	116TA5147
	Broadband alarm, 92 dB 12-24 V	Suitable for Multiple Manufacturer Products	134TA9511



To view our full range of **Mobile Elevating Work Platforms** ask us for a copy of our catalogue **REF 42628018**.

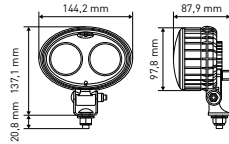
TECHNICAL DETAILS

	Description	Suitable for	REF
	Visual indicator light assy	Genie	166TA5334
	Strobe amber, 12 V-110 V, Xenon	Suitable for Multiple Manufacturer Products	116TA7019
	Strobe amber LED, 12 V-110 V	Suitable for Multiple Manufacturer Products	149TA4386
	Rotating beacon, 12-24 V	Suitable for Multiple Manufacturer Products	107TA1128
	Strobe amber, 12 V - 110 V, Xenon	Suitable for Multiple Manufacturer Products	151TA3824
	Strobe tube to suit Ecco & Meteorlite	Suitable for Multiple Manufacturer Products	126TA6121
	Strobe tube to suit 106TA9173	Suitable for Multiple Manufacturer Products	127TA1040
	Guard strobe light	Suitable for Multiple Manufacturer Products	106TA9171



Want access to **47,000,000** known cross references 24/7?
See our large range on our webshop.

PEDESTRIAN WARNING LIGHT - LED (BLUE OR RED)



TECHNICAL DETAILS

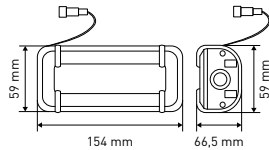
- 12-110 V
- Technology: LED 2 pieces
- Mounting: pedestal M10
- Nominal power: 6 W
- IP67
- Connector: J2 built-in



Blue - REF [147TA3431](#)

Red - REF [148TA9614](#)

PEDESTRIAN WARNING LIGHT - LED (RED OR BLUE)



TECHNICAL DETAILS

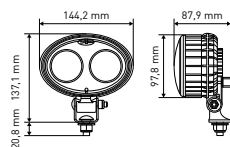
- 9-60 V
- Technology: LED 6 pieces
- Mounting: brackets
- Nominal power: 30 W
- IP67



Blue - REF [164TA9700](#)

Red - REF [163TA8854](#)

PEDESTRIAN WARNING LIGHT



TECHNICAL DETAILS

- 12-110 V
- Technology: LED 2 pieces
- Mounting: pedestal M10
- Colour: blue
- Nominal power: 6 W
- IP67
- Connector: J2 built-in



REF [140TA2243](#)

PEDESTRIAN WARNING LIGHT













TECHNICAL DETAILS

- Colour of the projection: Red
- Wire length: 360 mm
- 12-80 V
- IP67
- Technology: LED

REF [166TA1991](#)

TECHNICAL DETAILS













	Description	Suitable for	REF
	Charger, 24 V 11 A	Bravi	166TA5335
	Charger, 12 V 9 A AWP	Genie	161TA1580
	Charger, 24 V 19 A	Genie	166TA6977
	Battery charger Delta - Q	Haulotte	138TA6999
	Battery charger ES	JLG	126TA5947
	Charger, 48 V 17 A	Skyjack	151TA2213
	Charger, 24 V, 18 A, auto select	Snorkel, UpRight	147TA6806
	Charger, 48 V 30 A	Suitable for Multiple Manufacturer Products	152TA8703
	Universal charger, 24 V 30 A	Suitable for Multiple Manufacturer Products	166TA5337
	Battery charger, 24 V 27 A	Suitable for Multiple Manufacturer Products	141TA7908

**SINGAPORE
WAREHOUSE
COUNTER COLLECT**



CIRCUIT BREAKERS & FUSES


















TECHNICAL DETAILS

	Description	Suitable for	REF
	Circuit breaker, 30 AMP	Suitable for Multiple Manufacturer Products	141TA3599
	Circuit breaker, 15 AMP	Suitable for Multiple Manufacturer Products	126TA5476
	Circuit breaker, 20 AMP	Suitable for Multiple Manufacturer Products	122TA7784
	Circuit breaker, 10 AMP	Suitable for Multiple Manufacturer Products	122TA7782
	Circuit breaker, 5 AMP	Suitable for Multiple Manufacturer Products	122TA7779
	Circuit breaker, 25 A	Suitable for Multiple Manufacturer Products	141TA1434
	Fuse, 175 AMP	Suitable for Multiple Manufacturer Products	164TA7170
	Fuse, 200 AMP	Suitable for Multiple Manufacturer Products	151TA2350
	Fuse, 250 AMP	Suitable for Multiple Manufacturer Products	106TA5049
	Fuse, 300 AMP	Suitable for Multiple Manufacturer Products	106TA5050
	Fuse, 400 AMP, very fast acting	Suitable for Multiple Manufacturer Products	151TA2405
	Fuse, 100 AMP	Suitable for Multiple Manufacturer Products	151TA2404


















For more information on our **Foam-Filled Tyre assemblies and Mould-On Wheels** request a copy of our brochure REF 9726631.

TECHNICAL DETAILS


















	Description	Suitable for	REF
	Kit switch joystick smart link	Genie	145TA3345
	Handle kit smart link	Genie	166TA5339
	Boot, rubber smart link	Genie	161TA1882
	Kit boot joystick smart link	Genie	145TA2883
	Boot controller	Genie	139TA1775
	Boot, rocker	Genie	127TA2568
	Handle kit gen 5	Genie	127TA2583
	Potentiometer, 5k long stem	Genie	125TA2733
	Joystick smart link	Genie	145TA3105
	Joystick 2 axis with steer	Genie	139TA1730
	Controller boom speed	Genie	127TA2587
	Joystick drive/steer	Genie	127TA2533
	Joystick rocker steer single axis	Genie	139TA5042
	Joystick, single axis with knob	Genie	139TA1754
	Controller single axis gen 5	Genie	127TA2575
	Platform control box gen 5	Genie	139TA1753
	Kit gen 1 to 5	Genie	139TA1758

CONTROLLERS & COMPONENTS


















TECHNICAL DETAILS

	Description	Suitable for	REF
	PCON 6 button smartlink	Genie	145TA3121
	PCON 4 button smartlink	Genie	161TA5597
	Handle kit assy, ergo	Genie, Grove, Skyjack, Snorkel	166TA5340
	Potentiometer, 20k long shaft	Genie, JLG	126TA5436
	Handle half	Genie, JLG	127TA2699
	Thumb cap, red or black	Genie, JLG, Snorkel, UpRight	139TA5050
	Boot controller	Genie, Skyjack, Snorkel, UpRight	126TA5195
	Steer switch repair kit, ITT	Genie, UpRight	127TA2580
	Boot, thumb rocker, ITT	Genie, UpRight	163TA8459
	Boot handle, ITT	Genie, UpRight	127TA2584
	Rocker assy	Haulotte	138TA7030
	Joystick	Haulotte	160TA1653
	Joystick	Haulotte	152TA2074
	Steer boot	Haulotte, JLG, MEC, Skyjack	126TA5205
	Actuator switch, rocker RSG	Haulotte, JLG, MEC, Skyjack	126TA5206
	Boot assy	JLG	126TA5238
	Knob & slidelock assembly, JS5	JLG	126TA5186



















TECHNICAL DETAILS

	Description	Suitable for	REF
	5k center tap potentiometer	JLG	125TA2736
	Potentiometer, 1k, 282/290	JLG	125TA2721
	Joystick lift/swing	JLG	145TA2852
	Joystick drive/steer	JLG	140TA8493
	Joystick	JLG	126TA5279
	Pot assy	JLG, Skyjack	138TA8591
	Joystick	Skyjack	164TA1349
	Controller, proportional	Skyjack	145TA2851
	Joystick	Snorkel	164TA5323
	Thumb cap, slim handle	Suitable for Multiple Manufacturer Products	126TA5226
	A346 boot	Suitable for Multiple Manufacturer Products	145TA3340
	Mechanical assy JS5	Suitable for Multiple Manufacturer Products	126TA5189
	Actuator switch, ergonomic	Suitable for Multiple Manufacturer Products	127TA2549
	Steer actuator black	Suitable for Multiple Manufacturer Products	127TA2547
	Roller switch	Suitable for Multiple Manufacturer Products	123TA8193
	Switch, directional	Suitable for Multiple Manufacturer Products	127TA2546
	Push button switch N. O.	Suitable for Multiple Manufacturer Products	126TA5215

TECHNICAL DETAILS

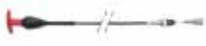





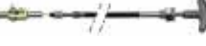

	Description	Suitable for	REF
	Harness adaptor	Genie	139TA5053
	Coil cord GS scissor gen 5	Genie	128TA3092
	Coil cord GS scissor smartlink	Genie	161TA1710
	Deutsch plug kit female	Genie	160TA6770
	Deutsch plug kit male	Genie	161TA5003
	Ecm GS/GR gen 5	Genie	161TA2121
	PCB control box gen 5	Genie	161TA2115
	Smartlink 6 button	Genie	161TA1940
	Smartlink 4 button	Genie	161TA5682
	PCB gen 4	Genie	128TA2974
	PCB RT platform controls	Genie	128TA2975
	Foot switch	Genie, Skyjack	127TA2765
	Diode, 6 AMP	Genie, Skyjack, Snorkel, Terex	126TA5310
	Anderson connector, SB 175	Genie, Snorkel, UpRight	126TA6190
	Zapi serial card	Haulotte	127TA2405
	Foot switch	Haulotte	138TA7103
	Platform control box	JLG	139TA5048

TECHNICAL DETAILS

	Description	Suitable for	REF
	Coil cord ES scissor	JLG	165TA4014
	Analyser kit	JLG	166TA5344
	Kit service platform PCB	JLG	165TA4001
	PCB platform	JLG	166TA5346
	Deutsch connection	JLG, Snorkel	126TA5505
	Deutsch connector 14 pin	JLG, Snorkel	165TA4046
	Foot switch	JLG, Snorkel	126TA5410
	Battery isolator double pole	Suitable for Multiple Manufacturer Products	134TA8696
	Battery isolator lockout zinc	Suitable for Multiple Manufacturer Products	164TA1220
	Battery isolator lockout yellow	Suitable for Multiple Manufacturer Products	166TA5342
	Battery isolator lockout red	Suitable for Multiple Manufacturer Products	166TA5343
	Battery isolator single pole	Suitable for Multiple Manufacturer Products	146TA9930
	Anderson plug, 50 AMP	Suitable for Multiple Manufacturer Products	126TA6187
	Terminal insulator boot (black)	Suitable for Multiple Manufacturer Products	144TA5946
	Terminal insulator boot (red)	Suitable for Multiple Manufacturer Products	112TA4800
	Deutsch removal tool	Suitable for Multiple Manufacturer Products	131TA8499
	Socket size 16	Suitable for Multiple Manufacturer Products	106TA9516
	Pin size 16	Suitable for Multiple Manufacturer Products	106TA9519






EMERGENCY CABLE

TECHNICAL DETAILS
















	Description	Suitable for	REF
	Cable, manual lowering, GS scissor	Genie	128TA3333
	Emergency lowering cable, optimum 6.8 Early	Haulotte	127TA2421
	Emergency lowering cable, compact 10, 12 + DX	Haulotte	138TA7413
	Emergency lowering cable, H12, H15, H18SX (L)	Haulotte	138TA7412
	Emergency lowering cable, optimum 6.8, Compact 8, 1ON	Haulotte	138TA7410
	Emergency lowering cable SRT	Snorkel	166TA5347
	Emergency lowering cable, MX19 late	UpRight	164TA7314
	Emergency lowering cable, MX early MX19	UpRight	164TA7318

ENGINES & ENGINE ACCESSORIES

TECHNICAL DETAILS

	Description	Suitable for	REF
	Muffler	Genie, JLG	139TA1668
	Starter motor, Perkins, 12 V 2.0 KW	Genie, JCB, JLG, Manitou	139TA4476
	Starter motor, 12 V 2.7 KW HATZ	Haulotte	135TA5579
	Starter motor, Kubota, OC95	Niftylift	151TA1919
	Leak off pipe 4 mm x 1 m	Suitable for Multiple Manufacturer Products	166TA2824


















TECHNICAL DETAILS

	Description	Suitable for	REF
	Fuel pump Deutz 2011	Suitable for Multiple Manufacturer Products	161TA1428
	Dipstick Deutz	Suitable for Multiple Manufacturer Products	160TA2706
	Alternator, 12 V 40 A, Kubota D905	Suitable for Multiple Manufacturer Products	152TA4093
	Starter motor, Kubota 905 12 V	Suitable for Multiple Manufacturer Products	103TA3220
	Starter, Perkins diesel	Suitable for Multiple Manufacturer Products	124TA6166
	Starter, Kubota V1505 & D1105	Suitable for Multiple Manufacturer Products	166TA5348
	Fuel pump mech Kubota	Suitable for Multiple Manufacturer Products	152TA3276
	Alternator, 12 V 60 A, Deutz 1011/2011	Suitable for Multiple Manufacturer Products	128TA3231
	Fuel supply pump, Deutz	Suitable for Multiple Manufacturer Products	145TA1921
	Repair kit, timing belt, Deutz 1011	Suitable for Multiple Manufacturer Products	151TA2356
	Repair kit, timing belt, Deutz 2011	Suitable for Multiple Manufacturer Products	165TA4170
	Starter motor, Deutz 1011F 9 tooth 12 V	Suitable for Multiple Manufacturer Products	145TA1875
	Starter motor, Deutz 1011F 11 tooth 12 V	Suitable for Multiple Manufacturer Products	144TA9229
	T-piece	Suitable for Multiple Manufacturer Products	160TA4772
	V-belt, Deutz	Suitable for Multiple Manufacturer Products	106TA9066


















To view our full range of **Mobile Elevating Work Platforms** ask us for a copy of our catalogue **REF 42628018**.

TECHNICAL DETAILS

	Description	Suitable for	REF
	Pin, wire lock 9 mm x 80 mm	Genie	127TA2702
	Latch-slide, flush	Genie	128TA3382
	Lock pin	Genie	139TA1817
	Flexible draw latch 126 mm	Genie	128TA3385
	Latch compression small	Genie	139TA1761
	Latch paddle GS90	Genie	139TA1836
	Rail spacer	Genie	127TA2737
	Hinge, entry gate	Genie	127TA2707
	Latch assy with key	Genie	128TA3384
	Latch flush GS68	Genie	161TA3306
	Latch turntable cover	Genie, Haulotte	128TA3383
	Latch draw adjustable	Genie, Haulotte	144TA9222
	Latch assy with key	Haulotte	138TA7451
	Wire lock guardrails	Haulotte	127TA2362
	Latch	Haulotte	160TA4087
	Latch turntable cover	Haulotte	128TA3383
	Stay pin 8 mm x 76 mm	JLG	127TA2944

TECHNICAL DETAILS
















	Description	Suitable for	REF
	Pin, snapper 6 mm	JLG	126TA5724
	Gate latch	JLG	126TA5892
	Hinge self closing	JLG	127TA2698
	Gate latch ES	JLG	166TA5350
	Hood latch	JLG	126TA5893
	Latch	JLG	152TA7158
	Stay pin 9 mm x 70 mm	JLG, MEC	147TA6722
	Lanyard, 6 w/tab	Skyjack	151TA2471
	Pin stay	Skyjack	145TA1959
	Latch	Skyjack	166TA5349
	Hinge (92/50)	Skyjack	140TA8654
	Door latch	Snorkel	164TA7290
	Latch lever raised trigger with lock	Snorkel	166TA5351
	Flexible draw latch 76 mm	Suitable for Multiple Manufacturer Products	161TA1860
	Latch draw adjustable small	Suitable for Multiple Manufacturer Products	160TA2426



Outrigger Pads

Request a copy of our brochure! **REF 15581240**.
For more information see page 37 of this catalogue.

TECHNICAL DETAILS



	Description	Suitable for	REF
	Controller, motor 24 V 270 A	Genie	128TA2984
	Pump motor 24 V GS	Genie	128TA2934
	Brush suits 128TA2934 set of 4	Genie	140TA9779
	Spring brush	Genie	128TA2945
	Pump motor 24 V GR	Genie	160TA9756
	ES drive motor 2030-3246 ES	JLG	139TA5036
	ES drive motor 1930 ES	JLG	166TA5352
	ES brake	JLG	126TA5786
	Brake disc	JLG	139TA5039
	Controller, motor 24 V ES scissor	JLG	126TA5339
	Motor cable	JLG	165TA4029
	Brush-carbon set of 2	JLG, Snorkel, UpRight	141TA4053
	Motor 4HP	Skyjack	164TA1281
	Brush kit for 166TA5557	Skyjack	151TA2139
	Brush plate suits 165TA4434	Snorkel	164TA7380
	Pump motor 24 V	Snorkel	165TA4434
	Controller, motor 24 V 360 A	Snorkel	165TA4422
	Brush ohio motor	Snorkel	122TA4272
	Motor, 24 VDC	Suitable for Multiple Manufacturer Products	166TA5353
	Brush kit for 139TA5036 + 166TA5352	JLG	166TA5354

TECHNICAL DETAILS

	Description	Suitable for	REF
	Rear turntable cover Z34	Genie	139TA1838
	Ground strap	Genie	164TA1249
	Deck roller	Genie	127TA2729
	Bearing bronze flanged	Genie	139TA1780
	Pin steering GS68RT	Genie	128TA3268
	Ground strap 610 mm	Suitable for Multiple Manufacturer Products	166TA5363
	Level bubble	Suitable for Multiple Manufacturer Products	161TA2024
	Level bubble 5D degrees	Suitable for Multiple Manufacturer Products	138TA7070
	Safety walk 100 mm x 18 m	Suitable for Multiple Manufacturer Products	107TA5240
	Safety walk 150 mm x 18 m	Suitable for Multiple Manufacturer Products	166TA6254
	Tape, warning black and yellow	Suitable for Multiple Manufacturer Products	107TA8149
	Manual box A4	Suitable for Multiple Manufacturer Products	126TA6065
	Manual box A5	Suitable for Multiple Manufacturer Products	107TA7951










SOLENOIDS & CONTACTORS

TECHNICAL DETAILS

	Description	Suitable for	REF
	Solenoid, throttle	Genie	139TA1733
	Contactor, 24 V, 80 AMP	Genie	128TA3000
	Throttle solenoid 12 V, with Deutz connector	Genie	161TA2029
	Solenoid, fuel shutoff, D905	Genie, Haulotte, Skyjack	128TA3249
	Solenoid, 12 V	Genie, JLG	122TA7877
	Solenoid, fuel cut off	Genie, JLG, Skyjack, UpRight	151TA2362
	Solenoid, 12 V	Genie, UpRight	122TA7879
	Solenoid, throttle, 12 V	Haulotte	138TA7336
	Battery cut off switch (emergency button)	Haulotte	107TA1107
	Actuator kit Perkins	JLG	139TA5152
	Actuator Kubota	JLG	166TA5366
	Contactor, 24 V, 100 A	JLG	139TA5071
	Contactor, 12 V	JLG	126TA5356
	Solenoid, shut down Deutz	JLG	152TA2531
	Solenoid, throttle	Niftylift	135TA2476
	Solenoid, 12 V	Skyjack	151TA2222
	Stop start solenoid	Skyjack	135TA2497
	Contactor, 12 V	Skyjack, Snorkel	122TA7886
	Contactor, 24 V	Snorkel	111TA3533
	Solenoid, 12 V	Snorkel, JLG, UpRight	122TA7878





SOLENOIDS & CONTACTORS

TECHNICAL DETAILS

	Description	Suitable for	REF
	Contacteur, double ended	Snorkel, UpRight	122TA7511
	Solenoid, 12 V	Suitable for Multiple Manufacturer Products	106TA2336
	Solenoid, 12 V	Suitable for Multiple Manufacturer Products	126TA6219
	Relay, 24 V, 180 AMP nominal	Suitable for Multiple Manufacturer Products	106TA1645
	Solenoid, 12 V	Suitable for Multiple Manufacturer Products	151TA2316
	Actuator kit	Suitable for Multiple Manufacturer Products	126TA5353
	Solenoid, pull, 12 V, with spring	Suitable for Multiple Manufacturer Products	166TA5365
	Solenoid, shut down Deutz	Suitable for Multiple Manufacturer Products	145TA1918
	Solenoid, 24 V, 200 A	Suitable for Multiple Manufacturer Products	122TA7893

SWITCHES & PUSH BUTTONS

TECHNICAL DETAILS

	Description	Suitable for	REF
	Toggle switch, On-Off, double pole, 1/2 throw 4 screw terminal	Genie	146TA5676
	Emergency stop	Genie	161TA2131
	Red indicator light 12 V	Genie	127TA2769
	LED indicator red 12 V	Genie	161TA5143




















SWITCHES & PUSH BUTTONS

TECHNICAL DETAILS

	Description	Suitable for	REF
	Limit switch	Genie	146TA5719
	Limit switch	Genie	160TA8791
	Limit switch spring wand	Genie	160TA7547
	Limit switch roller head	Genie	147TA2167
	Limit switch	Genie	146TA2576
	Limit switch	Genie	126TA5417
	Key switch, 3 pos, remove middle	Genie	161TA2127
	Key switch, 3 pos, fixed in all, key remove all	Genie	128TA3048
	Analog rocker assy	Genie	127TA2750
	Toggle switch, On*-Off-On*, single pole, 3 spade terminal	Genie, Grove, MEC	126TA5385
	Toggle switch, On-Off, single pole, 2 screw terminal	Genie, JLG, Skyjack, Snorkel	146TA2608
	Toggle switch, On-Off-On, 6 screw terminal	Genie, JLG, Skyjack, Snorkel	123TA7611
	Key switch, 3 pos, remove middle	Genie, Skyjack	128TA3044
	Key switch	Genie, Skyjack	138TA7110
	Toggle switch, On-On, double pole, 6 screw terminal	Genie, Snorkel	128TA3038
	Toggle switch	Genie, Snorkel, Terex, UpRight	128TA3039
	Toggle switch, On-Off-On, double pole, spade terminal	Grove, JLG	126TA4744
	Toggle switch, On*-Off-On*, double pole, spade spring	Grove, JLG, MEC	126TA5388
	Switch 1 pole, 2 pos, maintained On-Off	Haulotte	138TA7105

* = momentary position




















TECHNICAL DETAILS

	Description	Suitable for	REF
	Switch 1 pole, 2 pos, momentary On	Haulotte	127TA2407
	Switch 1 pole, 3 pos, On*-Off-On*	Haulotte	127TA2375
	Toggle switch boot	Haulotte	160TA4104
	Green indicator light 12 V	Haulotte	138TA7161
	Red indicator light	Haulotte	138TA7156
	Green indicator light	Haulotte	127TA2392
	Red LED light 16 mm	Haulotte	138TA7157
	Green LED light 12 V	Haulotte	166TA5368
	Yellow indicator light	Haulotte	160TA3992
	Limit switch	Haulotte	147TA5543
	Limit switch	Haulotte	127TA2381
	Limit switch	Haulotte	138TA7098
	Paddle switch	Haulotte	145TA3090
	Key switch	Haulotte	160TA4098
	Key switch	Haulotte	138TA7116
	Paddle switch	Haulotte, Niftylift	127TA2372
	Toggle switch, On-Off, single pole, yellow, 2 spade	JLG	126TA5392
	Toggle switch, On*-Off-On*, 3 spade terminal, yellow	JLG	126TA4743
	Toggle switch, On*-Off-On*, double pole, 6 spade terminal, yellow	JLG	126TA5389







* = momentary position

SWITCHES & PUSH BUTTONS

TECHNICAL DETAILS

	Description	Suitable for	REF
	Toggle switch, On-On-On, double pole, spade terminal, yellow	JLG	126TA5390
	Toggle switch + harness	JLG	126TA5396
	Switch membrane	JLG	126TA5433
	Push button switch, yellow	JLG	126TA4746
	Lamp indicator green	JLG	166TA5369
	Lamp indicator red	JLG	139TA5216
	Limit switch	JLG	147TA1667
	Limit switch	JLG	139TA5083
	Limit switch kit	JLG	139TA5085
	Limit switch	JLG	126TA5420
	Toggle switch, On-Off-On, single pole, 3 spade terminal	MEC	146TA9110
	Limit switch	Niftylift	146TA8401
	Switch push button	Skyjack	166TA5367
	Contact block, NC, T68 R/T	Skyjack	164TA1312
	Selector switch 2 pos maintained long handle	Skyjack	164TA1311
	Latch mounting	Skyjack	164TA1310
	Switch head selector 3 way	Skyjack	164TA1317
	Switch head selector 2 way	Skyjack	164TA1318
	Emergency stop illuminated	Skyjack	164TA1319





















TECHNICAL DETAILS

	Description	Suitable for	REF
	LED block 24 V red	Skyjack	146TA6041
	Emergency stop illuminated	Skyjack	142TA1423
	Pilot head red	Skyjack	146TA4848
	Base/LED kit	Skyjack	164TA1316
	Lamp 12 V orange	Skyjack	151TA1992
	Limit switch	Skyjack	147TA5236
	Key switch, 3 way, SJ68XXRT	Skyjack	151TA2201
	Emergency stop switch	Snorkel	146TA9931
	Limit switch	Snorkel	146TA9939
	Limit switch	Snorkel	147TA5255
	Key switch ignition	Snorkel	141TA2560
	Toggle switch, On-On-On, double pole, 6 screw terminal	Snorkel, UpRight	146TA9934
	Toggle switch, On*-Off-On*, double pole, 6 screw terminal	Suitable for Multiple Manufacturer Products	146TA2426
	Toggle switch, On*-Off-On*, single pole, 3 screw terminals	Suitable for Multiple Manufacturer Products	106TA1443
	Toggle switch, On-On, single pole, 2 screw terminals	Suitable for Multiple Manufacturer Products	146TA1783
	Cover toggle	Suitable for Multiple Manufacturer Products	126TA5449
	Half size boot	Suitable for Multiple Manufacturer Products	127TA2723
	Contact base plastic	Suitable for Multiple Manufacturer Products	128TA3071
	Contact block, NO	Suitable for Multiple Manufacturer Products	131TA8998

* = momentary position






SWITCHES & PUSH BUTTONS

TECHNICAL DETAILS

	Description	Suitable for	REF
	Contact block, NC	Suitable for Multiple Manufacturer Products	151TA3291
	Base contact	Suitable for Multiple Manufacturer Products	131TA9000
	Contact, NC, with base	Suitable for Multiple Manufacturer Products	139TA5100
	Contact, NO, with base	Suitable for Multiple Manufacturer Products	138TA7183
	Embase contact	Suitable for Multiple Manufacturer Products	138TA7184
	Contact block, NO	Suitable for Multiple Manufacturer Products	146TA6033
	Contact block, NC	Suitable for Multiple Manufacturer Products	146TA6034
	Base without contacts	Suitable for Multiple Manufacturer Products	161TA2034
	Emergency stop switch	Suitable for Multiple Manufacturer Products	146TA4839
	Twist to unlock mushroom knob	Suitable for Multiple Manufacturer Products	146TA5861
	E-stop	Suitable for Multiple Manufacturer Products	160TA4095
	Emergency stop with key	Suitable for Multiple Manufacturer Products	138TA7144
	E-stop kit	Suitable for Multiple Manufacturer Products	147TA1659
	E-stop twist Off	Suitable for Multiple Manufacturer Products	138TA7140
	Limit switch	Suitable for Multiple Manufacturer Products	146TA2573
	Cable gland	Suitable for Multiple Manufacturer Products	131TA8806
	Limit switch	Suitable for Multiple Manufacturer Products	126TA5418
	Proximity switch	Suitable for Multiple Manufacturer Products	164TA7569
	Selector switch, On-Off-On	Suitable for Multiple Manufacturer Products	166TA5370
	Selector switch, On-Off-On C/W base	Suitable for Multiple Manufacturer Products	160TA4285

SWITCHES & PUSH BUTTONS



TECHNICAL DETAILS

	Description	Suitable for	REF
	Selector switch, On-Off-On*	Suitable for Multiple Manufacturer Products	166TA5371
	Switch magnetic	UpRight	164TA7586
	Key switch	UpRight	164TA7400
	Ignition switch anti-restart	Suitable for Multiple Manufacturer Products	141TA2488
	Push button switch, grey	Suitable for Multiple Manufacturer Products	126TA5409

* = momentary position

KEYS




TECHNICAL DETAILS

	Description	Suitable for	REF
	Ignition key	Dieci, Haulotte, JLG, Manitou	152TA1729
	Key 3000	Genie	128TA3051
	Ignition key telehandler	Genie	122TA8964
	Key, 4214A	Haulotte	129TA4085
	Ignition key telehandler	Haulotte , JCB	116TA7797
	Key 9901	JLG	118TA5805
	Key	Snorkel	165TA4442
	Key, 455 RONIS	Genie	110TA3210
	Key MX19	UpRight	164TA7595




SWITCHES & PUSH BUTTONS

SINGLE POLE STANDARD LEVER TOGGLES

SINGLE POLE STANDARD LEVER TOGGLES

 Position 1 - up	 Position 2 - center	 Position 3 - keyway	Screw terminal	Spade terminal
ON	OFF	ON	123TA5516	146TA9110
ON	-	OFF	146TA2608	165TA7551
ON	-	ON	146TA1783	146TA8573
ON	OFF	ON*	147TA1903	166TA5385
OFF	-	ON*	146TA9932	146TA8575
ON*	OFF	ON*	106TA1443	126TA5385
ON	-	ON*	126TA5384	139TA9793
ON	OFF	NONE	123TA5524	147TA1655
NONE	OFF	ON*	146TA5660	106TA9988




DOUBLE POLE STANDARD LEVER TOGGLES

 Position 1 - up	 Position 2 - center	 Position 3 - keyway	Screw terminal	Spade terminal
ON	OFF	ON	123TA7611	151TA2420
ON	-	OFF	146TA5676	166TA5384
ON	-	ON	128TA3039	146TA8574
ON	OFF	ON*	146TA5677	166TA5382
OFF	-	ON*	146TA9933	166TA5383
ON*	OFF	ON*	146TA2426	126TA5388
ON	-	ON*	128TA3038	166TA5381
ON	ON	ON	146TA9934	146TA5683
ON	OFF	NONE	166TA5373	147TA1743
ON	ON	ON*	146TA9196	166TA5380
NONE	OFF	ON*	128TA3038	126TA5381
ON*	ON	ON*	146TA9937	146TA9195

FOUR POLE STANDARD LEVER TOGGLES

 Position 1 - up	 Position 2 - center	 Position 3 - keyway	Screw terminal
ON	OFF	ON	123TA5517
ON	-	ON	146TA5684
OFF	-	ON*	166TA5374
ON*	OFF	ON*	126TA5382
ON	-	ON*	166TA5375
ON	ON	ON*	166TA5376

YELLOW LEVER TOGGLES

 Position 1 - up	 Position 2 - center	 Position 3 - keyway	Single pole Spade terminal	Double pole Spade terminal
ON	OFF	ON	147TA1666	126TA4744
ON*	OFF	ON*	126TA4743	126TA5389
ON*	ON	ON*	166TA5377	126TA5390
ON	-	OFF	126TA5392	166TA5379

TECHNICAL DETAILS

	Description	Suitable for	REF
	Relay, 24 V	Genie	161TA1496
	Control module trombetta	Genie	164TA7497
	Relay, 12 V, 3 pos	Genie, Grove, Skyjack, UpRight	122TA7891
	Mini relay, 5 pole, 24 V	Genie, Skyjack	121TA1117
	Relay, 12 V, 8 pin	Genie, Skyjack, UpRight	165TA2429
	Relay, 24 V direct current	Genie, UpRight	139TA5073
	Relay, 24 V	Haulotte	138TA7092
	Relay, 1 pole, 48 V	JLG, UpRight	121TA1131
	Relay, 12 V 70 A	Suitable for Multiple Manufacturer Products	111TA4855
	Mini relay, 5 pole, 12 V	Suitable for Multiple Manufacturer Products	106TA2681
	Relay, 12 V	UpRight	164TA7499
	Relay, 24 V	UpRight	122TA7919








SINGAPORE WAREHOUSE COUNTER COLLECT

The Warehouse Counter Collect point offers a streamlined process that allows you to order your parts, call ahead and pick up your order at the collection point the moment you arrive at TVH Singapore premises. No more long waiting times!

Talk to one of our team members for more information.



TECHNICAL DETAILS

	Description	Suitable for	REF
	Hour meter	Genie	126TA6248
	Meter hour 12-48 VDC	Genie	139TA1774
	BDI meter (Zapi)	Haulotte	141TA3266
	Hour meter analogue 12-60 V	JLG, Snorkel	123TA7746
	Gauge battery indicator	Skyjack, Snorkel	126TA5513
	Battery indicator 24 V	Suitable for Multiple Manufacturer Products	134TA2826
	Hour meter/low voltage unit XL	UpRight	106TA1141



TECHNICAL DETAILS

	Description	Suitable for	REF
	Wheel assy, non marking	Dingli	166TA5372
	Wheel tyre assy, GS15/19	Genie	128TA3436
	Wheel tyre assy, GS 20/26/32	Genie	128TA3437
	Wheel tyre assy, GR	Genie	145TA9128
	Wheel assy, N/M front	Genie	128TA3435
	Wheel assy, N/M rear	Genie	128TA3434
	Wheel assy, RHF	Genie	161TA1679
	Wheel assy, LHF	Genie	161TA1592
	Wheel assy, RHR	Genie	160TA8883
	Wheel assy, LHR	Genie	160TA8295
	Wheel assy, optimum	Haulotte	138TA7515
	Wheel assy, compact	Haulotte	127TA2419
	Wheel assy, 1930ES	JLG	126TA5139
	Wheel assy, suits XX46ES	JLG	126TA5937
	Wheel assy, 200x8	Skyjack	164TA1344
	Wheel assy, 16x5	Skyjack	165TA4372
	Wheel assy, split rim	Skyjack	147TA2854
	Wheel assy, S1930 (E)	Snorkel	165TA4502

PALLET TRUCKS



Version	Standard	Standard	Narrow	Narrow
REF	<u>140TA2256</u> ●	<u>140TA2257</u> ●	<u>127TA1792</u> ●	<u>127TA1794</u> ●
Load capacity	2500 kg	2500 kg	2500 kg	2500 kg
Centre of gravity	610 mm	610 mm	575 mm	575 mm
Type of pump	Standard	Standard	Standard	Standard
Minimum height	75 mm	75 mm	75 mm	75 mm
Lifting height	195 mm	195 mm	200 mm	200 mm
Length of the forks	1220 mm	1220 mm	1150 mm	1150 mm
Maximum height (with handle)	1240 mm	1240 mm	1240 mm	1240 mm
Total length of the pallet truck	1620 mm	1620 mm	1550 mm	1550 mm
Total width	685 mm	685 mm	520 mm	520 mm
Own weight	80 kg	80 kg	75 kg	75 kg
Material	Painted steel casted pump	Painted steel casted pump	Painted steel casted pump	Painted steel casted pump
Material of the steering wheels	Nylon	Polyurethane	Nylon	Polyurethane
Material of the fork wheels	Single nylon	Single polyurethane	Single nylon	Single polyurethane



Version	Standard	Standard	Narrow	Narrow
REF	<u>166TA5304</u> ●	<u>166TA5305</u> ●	<u>163TA7977</u> ●	<u>145TA9009</u> ●
Load capacity	2500 kg	3000 kg	2500 kg	3000 kg
Centre of gravity	610 mm	610 mm	575 mm	565 mm
Type of pump	Standard	Standard	Standard	Standard
Minimum height	85 mm	75 mm	85 mm	75 mm
Lifting height	200 mm	190 mm	200 mm	190 mm
Length of the forks	1220 mm	1220 mm	1150 mm	1150 mm
Maximum height (with handle)	1240 mm	1240 mm	1240 mm	1240 mm
Total length of the pallet truck	1620 mm	1620 mm	1550 mm	1550 mm
Total width	685 mm	685 mm	540 mm	540 mm
Own weight	80 kg	80 kg	75 kg	75 kg
Material	Steel	Steel	Steel	Steel
Material of the steering wheels	Polyurethane	Polyurethane	Polyurethane	Polyurethane
Material of the fork wheels	Single polyurethane Nylon wheels upon request	Single polyurethane	Single polyurethane Nylon wheels upon request	Single polyurethane



Version	Manual weighing pallet trucks	Manual weighing pallet trucks
REF	141TA3557 ●●	141TA3556 ●●
Load capacity	2000 kg	2000 kg
Centre of gravity	565 mm	690 mm
Type of pump	Standard	Standard
Minimum height	75 mm	75 mm
Lifting height	190 mm	190 mm
Length of the forks	1150 mm	1220 mm
Maximum height (with handle)	1240 mm	1240 mm
Total length of the pallet truck	1550 mm	1620 mm
Total width	555 mm	692 mm
Own weight	149 kg	149 kg
Material	Painted steel casted pump	Painted steel casted pump
Material of the steering wheels	Nylon	Nylon
Material of the fork wheels	Tandem nylon	Tandem nylon
Accuracy	0,1%	0,1%
Display accuracy	1 kg	1 kg



Version	Manual scissor pallet trucks	Manual scissor pallet trucks
REF	143TA7527 ●●	143TA7850 ●●
Load capacity	1000 kg	1000 kg
Centre of gravity	600 mm	600 mm
Type of pump	Quick lift	Quick lift
Minimum height	88 mm	88 mm
Lifting height	800 mm	800 mm
Length of the forks	1170 mm	1170 mm
Maximum height (with handle)	1230 mm	1650 mm
Total length of the pallet truck	1170 mm	1170 mm
Total width	540 mm	680 mm
Own weight	119 kg	136 kg
Material	Painted steel casted pump	Painted steel casted pump
Material of the steering wheels	Polyurethane	Polyurethane
Material of the fork wheels	Single polyurethane	Single polyurethane

MAG KADDY

ACCESSORIES



TECHNICAL DETAILS

- Dimensions:
Length: 142 mm
Height: 84.5 mm
Width: 102 mm
- Dimensions (foot included):
Length: 142 mm
Height: 140 mm
Width: 102 mm
- Diameter of magnetic foot: 85.7 mm

REF [107TA7865](#)



TECHNICAL DETAILS

- Jumbo size magnetic box for hand tools, power tools ...
- Dimensions:
Length: 240 mm
Height: 138 mm
Width: 195 mm
- Without foot

REF [116TA5994](#)



TECHNICAL DETAILS

- Dimensions:
Length: 510 mm
Height: 110 mm
Width: 170 mm
- Self adhesive

REF [151TA3834](#)

ONE CLICK. ALL ACCESS.

VISIT OUR WEBSHOP WHENEVER AND WHEREVER YOU WANT!

- Explore the inquiry and order system of TVH's webshop
- Forward price inquiries and orders faster and easier

Request your login details now and benefit from the many advantages offered in TVH's webshop!

For any questions, call or mail our help desk for free support:
ecommerce.apac@tvh.com



OUTRIGGER PADS

STABLE SUPPORT FOR LIFTING EQUIPMENT, MOBILE PLANT AND VEHICLES



Our range of high quality outrigger pads and spreader plates provide maximum strength, durability and load distribution with load bearing capacities of up to 300 tonnes.

Engineered to withstand extreme pressure, our tough no-nonsense pads are waterproof and resistant to chemicals, and will adapt to the contours of uneven terrain whilst retaining their shape.

OUTRIGGER PADS OFFER STABLE SUPPORT FOR:

Mobile cranes, crawler cranes, aerial work platforms, truck mounted cranes, mobile crushing equipment, cherry pickers/boom lifts, fire and utilities trucks, knuckle boom crane installers, vehicle mounted platforms, concrete pumps, site cabins, event trailers and leisure vehicles.



Our range is constantly being expanded. Please inquire with our friendly staff for your specific needs.

DISCOVER OUR ITEMS ON OFFER



CARAVAN & MOTORHOME PADS



PREMIUM & HI-VIZ PADS

MSG20 WITH SEAT SWITCH



TECHNICAL DETAILS

- Mechanical low-frequency suspension
- Rapid weight adjustment: 50 - 130 kg
- Seat cushion width: 470 mm
- Suspension stroke: 60 mm
- Fore/aft adjustment: 195 mm
- Backrest with adjustable anglement
- PVC Black



REF 166TA1247

MSG20 NARROW



TECHNICAL DETAILS

The narrow version MSG20 is a comfortseat with full suspension that is specially created for machinery with limited mounting height and width

- Seat cushion width: 410 mm
- Suspension stroke: 60 mm
- Rapid weight adjustment: 50 - 130 kg
- Fore/aft adjustment: 150 mm
- Backrest with adjustable anglement
- PVC Black



REF 147TA4987

PRIMO L



TECHNICAL DETAILS

- Pneumatic low-frequency suspension
- 12 V compressor (24 V available for forklift trucks)
- Automatic weight adjustment: 45-170 kg
- Seat cushion width: 470 mm
- Suspension stroke: 110 mm
- Fore/aft adjustment: 210 mm
- Backrest with adjustable anglement
- Mechanical lumbar support
- PVC Black



REF [125TA5082](#)

PRIMO XM



TECHNICAL DETAILS

- Mechanical low-frequency suspension
- Rapid weight adjustment: 45-170 kg
- Seat cushion width: 470 mm
- Suspension stroke: 80 mm
- Fore/aft adjustment: 210 mm
- Backrest with adjustable anglement
- Mechanical lumbar support
- Integrated operator system
- PVC Black



REF [166TA2550](#)

SEAT B12 WITH SWITCH AND BELT



TECHNICAL DETAILS

- Mechanical low-frequency suspension
- Rapid weight adjustment: 50 - 120 kg
- Seat cushion width: 479 mm
- Suspension stroke: 40 mm
- Fore/aft adjustment: 150 mm
- Stepless back adjustment
- PVC Black



REF 151TA2331

ACTIMO M



TECHNICAL DETAILS

- Mechanical low-frequency suspension
- Rapid weight adjustment: 50 - 130 kg
- Seat cushion width: 490 mm
- Suspension stroke: 100 mm
- Fore/aft adjustment: 210 mm
- Backrest with adjustable anglement
- Mechanical lumbar support
- Black-yellow fabric



REF 145TA2711



To view our full range of Grammer Seats request a copy of our Grammer Catalogue
REF 43271691

SEAT NARROW



TECHNICAL DETAILS

- Narrow suspended PVC seat
- Mechanical suspension
- Adjustment distance front/back: 150 mm
- Dimensions (L x W x H): 570 x 430 x 730 mm

REF [166TA2846](#)

CANVAS SEAT COVER



Extend your seat life!

TECHNICAL DETAILS

- Canvas seat cover
- Suitable for Wingback seat

REF [163TA8537](#)

WINGBACK SEAT



TECHNICAL DETAILS

- Mechanical suspension
- Adjustable slide tracks
- Operator Presence switch
- Retractable seat belt c/w switch
- Hip restrain
- Backrest adjustment
- Document holder
- Mounting bolt kit
- Weight capacity: 130 kg
- Yellow seat belt

REF [166TA2551](#)

SUSPENDED SEAT



TECHNICAL DETAILS

- Includes seat belt, switch and document holder
- Universal forklift seat with seat belt, switch (OPS) and slide rails
- Mechanical suspension
- Weight adjustment: 40-120 kg
- Used on Toyota

REF [136TA1247](#)

SEAT PVC



TECHNICAL DETAILS

- Universal seat pan
- Non-suspended seat top with slide rails
- Used on Toyota and TCM

REF [110TA8989](#)

SEAT PVC



TECHNICAL DETAILS

- Mechanical suspension
- Weight and for/aft adjustment
- Backrest adjustable anglement
- Dimensions (L x W x H): 510 x 480 x 490 mm

REF [131TA2739](#)

NON-SUSPENSION SEAT



TECHNICAL DETAILS

- Seat + switch (OPS) + seat belt
- Universal forklift seat with seat belt and switch (OPS)
- Used on Toyota

REF [131TA4894](#)

CAM ATTACHMENTS



ABOUT CAM ATTACHMENTS®

CAM ATTACHMENTS

CAM attachments products are recognised for their high quality standards and reliability. Thanks to our extensive accumulated experience, we can offer you a wide range of high-quality attachments.

We have two operational product plants: one in Italy and one in China. Thanks to the strategic location of both production plants, we are able to fully meet the demands of the business, the customers and offer local customisation as well.

We have achieved great popularity in Western European countries such as Italy, France, the UK, Portugal, Germany, Spain and Belgium and sell our products in more than 80 countries all over the world.

PRODUCT PORTFOLIO

Our product range includes a comprehensive variety of attachments, for different industries and types of machines. Sideshifters, fork positioners, multi-fork positioners, bale clamps, fork clamps, 180° or 360° rotating clamps, carton clamps and paper roll clamps are just some of the products manufactured by our Italian plant CAM S.r.l. and our Chinese plant in Xiamen, but also skips, crane jibs, snow ploughs and forks are included in our range. Moreover, CAM attachments offers customised solutions by studying the customer's internal processes and produces attachments specifically tuned to those needs.



AFTER-SALES SERVICE

We have an extensive range of spare parts immediately deliverable from stock. Furthermore, our skilled team of engineers guarantee you a complete after-sales service: we offer repair and maintenance of the attachments on-site or in our workshop, as well as technical support via telephone.

KEY INDUSTRIES

Supported by its flexibility and experience, CAM attachments products successfully operate in all the main sectors of the market, such as the logistics industry, construction, food and beverage, agricultural sector, paper handling, recycling, white goods, manufacturing and foundry applications.

ATTACHMENTS FOR ALL MACHINES

Our attachments are made for different types of machines, such as forklifts, skid steer loaders, telehandlers and tractor loaders.

OUR CAPABILITIES

MANUFACTURE AND FABRICATION

1. Forks (up to 44 tonnes capacity)
 - Pin-type
 - Din-type
 - Roller-type
 - Long drop
 - Inverted
2. Slip-on attachments
 - Jibs, fork extensions, work platforms, carpet booms
3. Hydraulic attachments
 - Fork positioners, sidershifters, integrated carriages
4. Mast cuts
 - 2 and 3 stages, all makes and models
5. Repairs
 - Carriages, sidershifters, masts
 - Reconditioning of hydraulic attachments
6. Modifications
 - Carriage widening

MACHINING (CNC LATHE, MILLER,...)

1. Forks
 - Full bottom taper, lumber taper, bolt-on, din-hooks, fork eyes
2. Carriage bars
 - ITA 1-2-3-4
3. Load pins
 - Most makes and models
4. Mast pulleys
 - Standard and special nylon hose pulleys

- Manufactured in Italy
- Manufactured in China

FORK

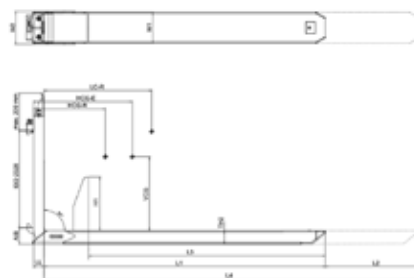


Technical details

- FEM forks according to ISO standards
- High-quality material: made of chromium-manganese steel which guarantees a high mechanical strength
- Refined finish: manufactured on the basis of a rolled profile
- Comply with European standards

Model	Description	Capacity kg
3.5ft (1070 mm)		
166TA2729	2A 125 x 45 x 1070	1500 - 2500
167TA2657	3A 125 x 45 x 1070	3000 - 3500
4ft (1220 mm)		
136TA1238	2A 125 x 45 x 1220	1500 - 2500
165TA9636	3A 125 x 45 x 1220	3000 - 3500
165TA9639	3A 150 x 50 x 1220	3500 - 4500
166TA2730	4A 150 x 50 x 1220	5000
167TA2658	4A 150 x 60 x 1220	6000
165TA9642	4A 150 x 65 x 1220	7000
5ft (1520 mm)		
136TA1239	2A 125 x 45 x 1520	1500 - 2500
140TA4353	3A 125 x 45 x 1520	3000 - 4000
136TA1240	3A 150 x 50 x 1520	3000 - 4500
136TA1241	4A 150 x 65 x 1520	5000 - 7000
6ft (1800 mm)		
131TA9435	2A 125 x 45 x 1800	1500 - 2500
131TA9439	3A 125 x 45 x 1800	3000 - 4000
136TA1243	3A 125 x 45 x 1800	3000 - 4000
140TA4354	3A 150 x 50 x 1820	3000 - 4500
136TA1244	4A 150 x 65 x 1820	5000 - 7000
7ft (2130 mm)		
140TA4355	3A 150 x 65 x 2130	3000 - 4500
165TA9643	4A 150 x 65 x 2130	5000 - 7000
8ft (2400 mm)		
131TA9467	3A 125 x 45 x 2400	3000 - 4000
131TA9469	3A 150 x 50 x 2400	3000 - 4500
165TA9644	4A 150 x 65 x 2400	5000 - 7000

REACH FORK - WITHOUT PALLET STOP



Technical details

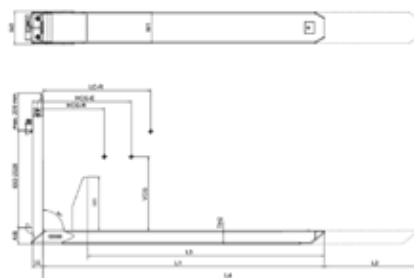
- L3 Dimension measured from the tip of the fork to the pallet stop
- Telescopic forks delivered with external flow divider and 4 hydraulic hoses with a length of 750 mm
- Min oil flow 8 l/min
- Recommended oil flow 15 l/min
- Min working pressure 160 bar
- Max working pressure 250 bar
- Recommended working pressure 180 bar

Model	Capacity/ pair at load centre - retracted kg/mm	Capacity/ pair at load centre - extended kg/mm	W1 mm	W2 mm	TH2 mm	L1 mm	L2 mm	L4 mm	LL mm	HCG-R mm	HCG-E mm	VCG mm	Weight per pair kg	L3 mm	H1 mm	ISO 2328
CC31652	2500/600	2143/700	131	139	58	1000	200	1200	45	343	380	117	142	-	-	2A
CC31654	2500/600	1154/1300	131	139	58	1100	750	1850	45	385	542	113	149	-	-	2A
CC31656	2500/600	1071/1400	131	139	58	1200	800	2000	45	430	601	108	159	-	-	2A
CC31658	2500/600	1034/1450	131	139	58	1200	850	2050	45	430	612	108	159	-	-	2A
CC31660	2500/600	896/1675	131	139	58	1350	1000	2350	45	499	718	102	173	-	-	2A
CC31662	3000/600	2571/700	131	139	58	1000	200	1200	45	343	380	117	142	-	-	2A
CC31664	3000/600	1385/1300	131	139	58	1100	750	1850	45	385	542	113	149	-	-	2A
CC31666	3000/600	1286/1400	131	139	58	1200	800	2000	45	430	601	108	159	-	-	2A
CC31668	3000/600	1241/1450	131	139	58	1200	850	2050	45	430	612	108	159	-	-	2A
CC31670	3000/600	1075/1675	131	139	58	1350	1000	2350	45	499	718	102	173	-	-	2A
CC31672	3500/600	3000/700	131	139	63	1000	200	1200	50	346	386	118	144	-	-	2A
CC31674	3500/600	1615/1300	131	139	63	1100	750	1850	50	389	558	114	152	-	-	2A
CC31676	3500/600	1500/1400	131	139	63	1200	800	2000	50	434	618	110	161	-	-	2A
CC31678	3500/600	1448/1450	131	139	63	1200	850	2050	50	434	629	110	161	-	-	2A
CC31680	3500/600	1254/1675	131	139	63	1350	1000	2350	50	503	738	103	176	-	-	2A
CC31682	3500/600	3000/700	131	139	63	1000	200	1200	50	324	361	151	155	-	-	3A
CC31684	3500/600	1615/1300	131	139	63	1100	750	1850	50	365	522	145	162	-	-	3A
CC31686	3500/600	1500/1400	131	139	63	1200	800	2000	50	409	581	139	172	-	-	3A
CC31688	3500/600	1448/1450	131	139	63	1200	850	2050	50	409	591	139	172	-	-	3A
CC31690	3500/600	1254/1675	131	139	63	1350	1000	2350	50	476	697	131	187	-	-	3A
CC31692	4500/600	2077/1300	161	169	58	1100	750	1850	45	402	554	131	217	-	-	3A
CC33152	4500/600	1928/1400	161	169	58	1200	800	2000	45	447	619	126	229	-	-	3A
CC31694	4500/600	1862/1450	161	169	58	1200	850	2050	45	447	621	126	229	-	-	3A
CC31696	4500/600	1612/1675	161	169	58	1350	1000	2350	45	514	722	120	247	-	-	3A

Available on request

- Different pallet stop height 80, 400, 850 mm and different pallet stop positions
- Extra 5 mm Hardox bottom wear pad welded across entire length of outer forks
- Camera system
- Load backrest

REACH FORK - WITH PALLET STOP



Technical details

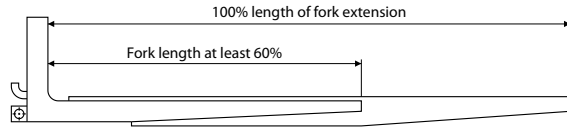
- L3 Dimension measured from the tip of the fork to the pallet stop
- Telescopic forks delivered with external flow divider and 4 hydraulic hoses with a length of 750 mm
- Min oil flow 8 l/min
- Recommended oil flow 15 l/min
- Min working pressure 160 bar
- Max working pressure 250 bar
- Recommended working pressure 180 bar

Model	Capacity/ pair at load centre - retracted kg/mm	Capacity/ pair at load centre - extended kg/mm	W1	W2	TH2	L1	L2	L4	LL	HCG-R	HCG-E	VCG	Weight per pair kg	L3	H1	ISO 2328
CC31698	2500/600	1111/1350	131	139	58	1100	750	1850	45	374	557	119	156	1000	400	2A
CC31700	2500/600	1053/1425	131	139	58	1200	800	2000	45	416	613	114	166	1150	400	2A
CC31702	2500/600	1017/1475	131	139	58	1200	850	2050	45	416	625	114	166	1150	400	2A
CC31704	2500/600	845/1775	131	139	58	1350	1000	2350	45	489	737	107	180	1150	400	2A
CC31706	2500/600	857/1750	131	139	58	1350	1000	2350	45	491	740	107	180	1200	400	2A
CC31708	3000/600	1333/1350	131	139	58	1100	750	1850	45	374	557	119	156	1000	400	2A
CC31710	3000/600	1363/1425	131	139	58	1200	800	2000	45	416	613	114	166	1150	400	2A
CC31712	3000/600	1220/1475	131	139	58	1200	850	2050	45	416	625	114	166	1150	400	2A
CC31714	3000/600	1014/1775	131	139	58	1350	1000	2350	45	489	737	107	180	1150	400	2A
CC31716	3000/600	1028/1750	131	139	58	1350	1000	2350	45	491	740	107	180	1200	400	2A
CC31718	3500/600	1555/1350	131	139	63	1100	750	1850	50	371	562	125	161	1000	400	2A
CC31720	3500/600	1474/1425	131	139	63	1200	800	2000	50	413	618	119	171	1150	400	2A
CC31722	3500/600	1448/1450	131	139	63	1200	850	2050	50	413	632	119	171	1150	400	2A
CC31724	3500/600	1183/1775	131	139	63	1350	1000	2350	50	486	746	112	186	1150	400	2A
CC31726	3500/600	1200/1750	131	139	63	1350	1000	2350	50	488	749	112	186	1200	400	2A
CC31728	3500/600	1555/1350	131	139	63	1100	750	1850	50	355	515	145	169	1000	400	3A
CC31730	3500/600	1474/1425	131	139	63	1200	800	2000	50	396	592	138	179	1150	400	3A
CC31732	3500/600	1448/1450	131	139	63	1200	850	2050	50	396	605	138	179	1150	400	3A
CC31734	3500/600	1183/1775	131	139	63	1350	1000	2350	50	467	716	130	193	1150	400	3A
CC31736	3500/600	1200/1750	131	139	63	1350	1000	2350	50	468	718	130	193	1200	400	3A
CC31738	4500/600	2000/1350	161	169	58	1100	750	1850	45	354	513	146	206	1000	400	3A
CC33150	4500/600	1895/1425	161	169	58	1200	800	2000	45	395	572	139	218	1150	400	3A
CC31740	4500/600	1862/1450	161	169	58	1200	850	2050	45	395	577	139	218	1150	400	3A
CC31742	4500/600	1521/1775	161	169	58	1350	1000	2350	45	466	683	131	236	1150	400	3A
CC31744	4500/600	1543/1750	161	169	58	1350	1000	2350	45	467	685	131	236	1200	400	3A

Available on request

- Different pallet stop height 80, 400, 850 mm and different pallet stop positions
- Extra 5 mm Hardox bottom wear pad welded across entire length of outer forks
- Camera system
- Load backrest

FORK EXTENSIONS



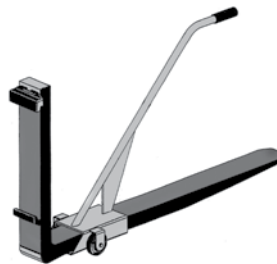
Technical details

Model	Capacity per piece	Load centre	Usable length of extension	Thickness of fork	Type	Color
	kg	mm	mm	mm		
107TA7725	1167	900	1800	45	Closed	●

FORK DOLLY



REF [107TA4780](#)



REF [107TA4781](#)



Technical details

- A safe and easy way to move your forks or mount them on a carriage.
- Up to fork section: 150 x 50 mm
- For 2 forks up to section: 150 x 70 mm

DIGITAL WEIGHT GAUGE



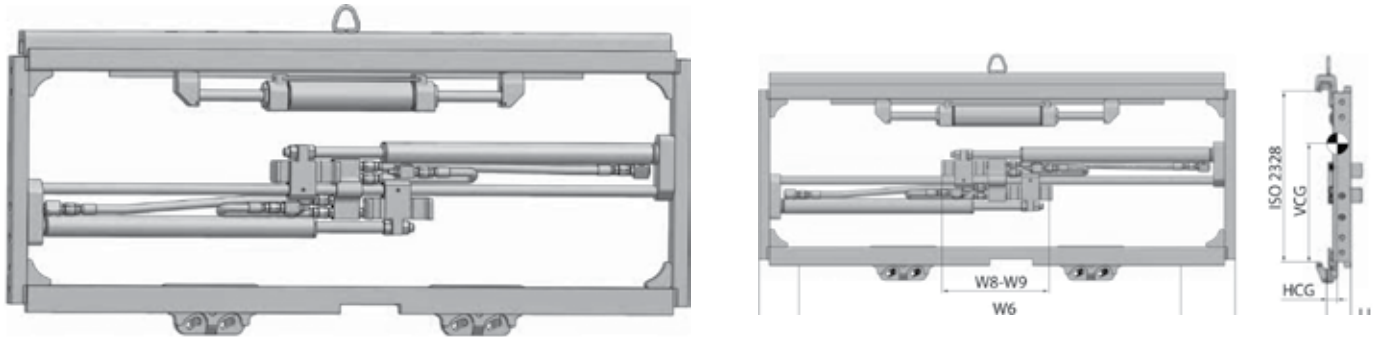
Technical details

- Reliable low cost unit allowing basic, quick and easy installation.
- Will fit most forklifts and can replace old mechanical systems simply by fitting into existing plumbing.
- No loss of lifting capability and accurate to $\pm 1\%$
- Standard setup 3000 kg by 10 kg increments - fully selectable capacity & increments.
- 12 to 24 volt operation as standard and includes cable.
- On/off button, Zero for attachment changeovers, Tare button.
- Fully digital, simple and friendly operation and maintenance free.
- Selectable static weighing or forced weighing mode.
- Add-up and total weight function to reduce under and overloading of axles and trucks, and improve load weighing efficiency. Eliminate pallet & racking overloads.
- Data transmission of weight, date & time available with onboard RS232 port.
- Panel light for night shift in dark environments.

REF [131TA4686](#)

FORK POSITIONERS

FORK POSITIONER - WITH FEM FORK CARRIERS WITH SIDESHIFTER



Technical details

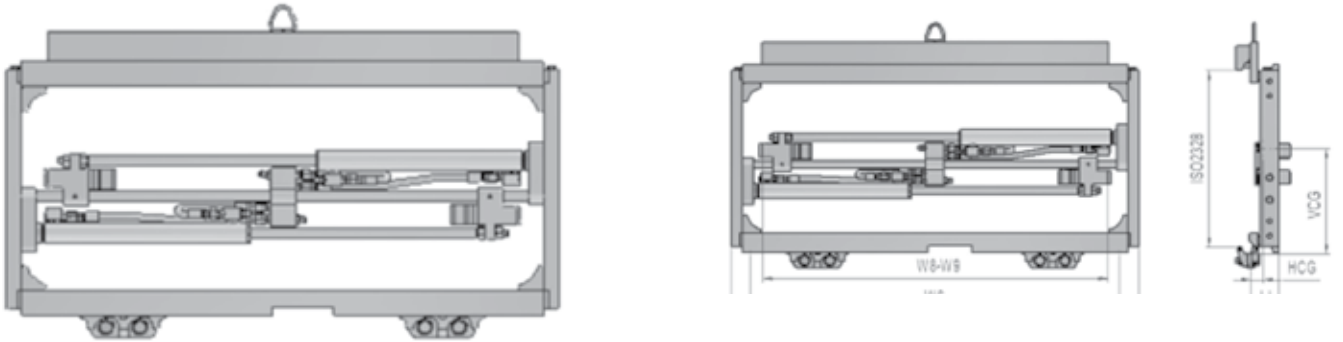
- 2 hydraulic functions
- W6 - Minimal width lift truck carriage
- W3 - Maximal width of the forks
- With separate sideshifter
- Total sideshifter stroke +/- 100 mm (FEM 2 - FEM 3)
- Without forks



Model	Capacity	W8-W9	W4	W6	W3	LL	HCG	VCG	Weight	ISO 2328	Color
	kg/mm	mm	mm	mm	mm	mm	mm	mm	kg		
ZPH25T-1020P-CD01A	2500/500	294-852	1020	895	120	62	26	228	69	2	●
ZPH25T-1040P-CD01A	2500/500	294-872	1040	895	120	62	26	228	70	2	●
ZPH25T-1100P-CD01A	2500/500	294-932	1100	895	120	62	26	228	73	2	●
ZPH25T-1150P-CD01A	2500/500	294-982	1150	895	120	62	27	228	105	2	●
ZPH25T-1700P-CD01A	2500/500	294-1532	1700	1500	120	62	26	298	105	2	●
ZPH35T-1100P-CD01B	3500/500	294-932	1100	935	125	68	28	296	87	3	●
ZPH35T-1150P-CD01B	3500/500	294-982	1150	935	125	68	29	297	90	3	●
ZPH50T-1350P-CD01B	5000/500	385-1325	1350	1150	150	84	44	296	196	3	●

Attachment not recommended for clamping between forks

FORK POSITIONER - WITH FEM FORK CARRIERS WITHOUT SIDESHIFTER



Technical details

- 2 hydraulic functions
- W6 - Minimal width lift truck carriage
- W3 - Maximal width of the forks
- Without forks



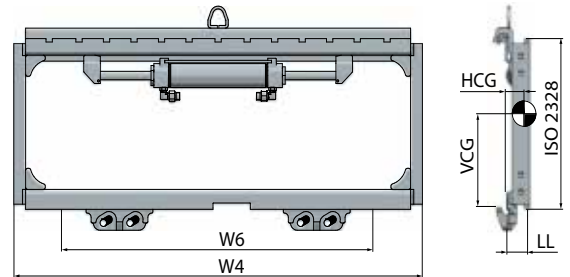
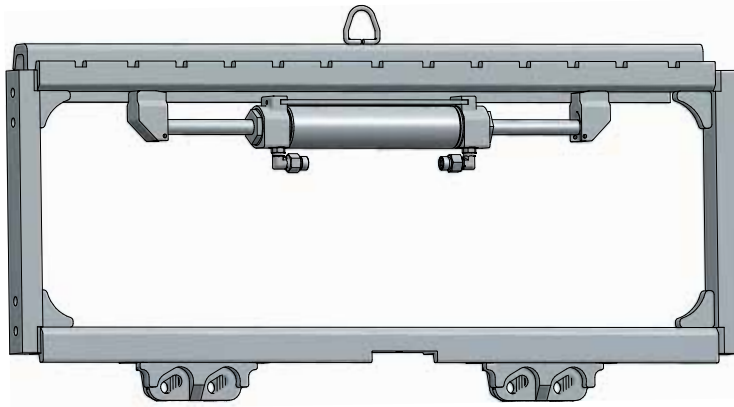
Model	Capacity	W8-W9	W4	W6	W3	LL	HCG	VCG	Weight	ISO 2328	Color
	kg/mm	mm	mm	mm	mm	mm	mm	mm	kg		
ZPH25-980P-CD01A	2500/500	294-812	980	895	120	75	34	226	78	2	●
ZPH25-1020P-CD01A	2500/500	294-852	1020	895	120	75	35	226	82	2	●
ZPH25-1040P-CD01A	2500/500	294-872	1040	895	120	75	35	226	86	2	●
ZPH25-1100P-CD01A	2500/500	294-932	1100	895	120	75	36	226	92	2	●
ZPH25-1150P-CD01A	2500/500	294-982	1150	895	120	75	36	226	96	2	●
ZPH35-1100P-CD01B	3500/500	294-932	1100	935	125	79	39	302	92	3	●
ZPH35-1150P-CD01B	3500/500	294-982	1150	935	125	79	39	302	96	3	●

Available on request

- Custom-made sidershifters

Model	Positioning						Sidershifting						Hydraulic functions
	Operating pressure			Oil flow rate			Operating pressure			Oil flow rate			
	Minimum	Recom- mended	Maximum	Minimum	Recom- mended	Maximum	Minimum	Recom- mended	Maximum	Minimum	Recom- mended	Maximum	
	bar	bar	bar	l/min	l/min	l/min	bar	bar	bar	l/min	l/min	l/min	
ZPH25T	140	160	160	4	8	12	155	160	210	4	8	12	2
ZPH35T	140	160	160	4	8	12	155	160	210	4	8	12	2
ZPH50T	140	160	160	4	8	12	155	160	210	4	8	12	2
ZPH25	140	160	160	4	8	12	155	160	210	4	8	12	1
ZPH35	140	160	160	4	8	12	155	160	210	4	8	12	1

SIDESHIFTER ISO/FEM 2-3 WITH SLIDING PADS



Technical details

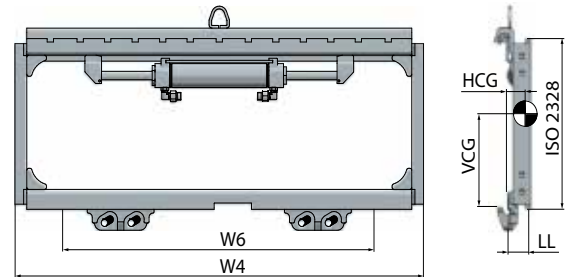
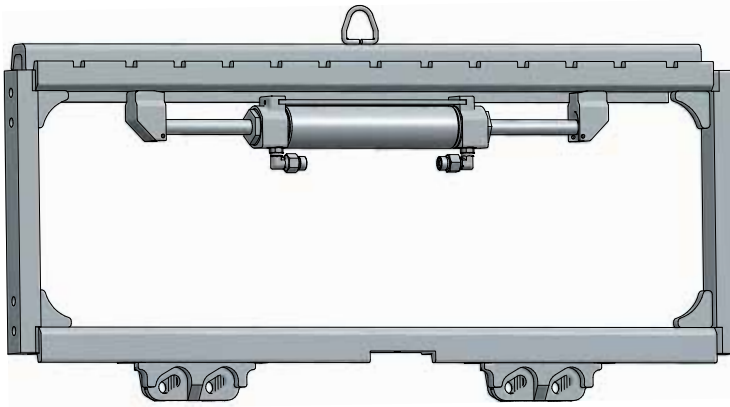
- 1 hydraulic function
- W6 - Minimal width lift truck carriage
- Total sideshifter stroke +/- 100 mm

Model	Capacity kg/mm	W4 mm	W6 mm	LL mm	HCG mm	VCG mm	Weight kg	ISO 2328
SHP225.080P.CD1	2500/500	800	780	58	23	224	42,2	2
SHP225.090P.CD1	2500/500	900	780	58	23	224	45,5	2
SHP225.092P.CD1	2500/500	920	780	58	23	224	46,1	2
SHP225.094P.CD1	2500/500	940	780	58	23	224	46,7	2
SHP225.098P.CD1	2500/500	980	780	58	23	224	48,2	2
SHP225.100P.CD1	2500/500	1000	780	58	23	224	48,8	2
SHP225.102P.CD1	2500/500	1020	780	58	23	224	49,4	2
SHP225.104P.CD1	2500/500	1040	780	58	23	224	50,1	2
SHP225.107P.CD1	2500/500	1070	780	58	23	224	51	2
SHP225.110P.CD1	2500/500	1100	780	58	23	224	52,1	2
SHP225.115P.CD1	2500/500	1150	780	58	23	224	53,6	2
SHP225.125P.CD1	2500/500	1250	980	58	23	224	57,2	2
SHP225.140P.CD1	2500/500	1400	980	58	23	224	67,1	2
SHP335.100P.CD1	3500/500	1000	980	68	29	281	66,5	3
SHP335.102P.CD1	3500/500	1020	980	68	29	281	67,3	3
SHP335.107P.CD1	3500/500	1070	980	68	29	282	69,5	3
SHP335.110P.CD1	3500/500	1100	980	68	29	282	70,8	3
SHP335.115P.CD1	3500/500	1150	980	68	29	283	72,9	3
SHP335.120P.CD1	3500/500	1200	980	68	29	284	75,1	3
SHP335.125P.CD1	3500/500	1250	980	68	29	285	77,3	3
SHP335.130P.CD1	3500/500	1300	980	68	29	285	85,9	3
SHP335.135P.CD1	3500/500	1350	1080	68	29	286	89	3
SHP335.140P.CD1	3500/500	1400	1080	68	29	287	90,2	3
ZSHP45-1260P-CD01B	4500/500	1260	1140	75	35,6	300	157	3
ZSHP45-1600P-CD01B	4500/500	1600	1140	75	42	302	179	3
ZSHP45-1800P-CD01B	4500/500	1800	1140	75	39	296	207	3
ZSHP45-2200P-CD01B	4500/500	2200	1140	75	36	311	234	3
ZSHP50-1200P-CD01B	5000/600	1200	1140	75	37	308	151	3
ZSHP50-1350P-CD01B	5000/600	1350	1140	75	37	308	163	3

Available on request

- Custom-made sideshifters

SIDESHIFTER ISO/FEM 4 WITH SLIDING PADS



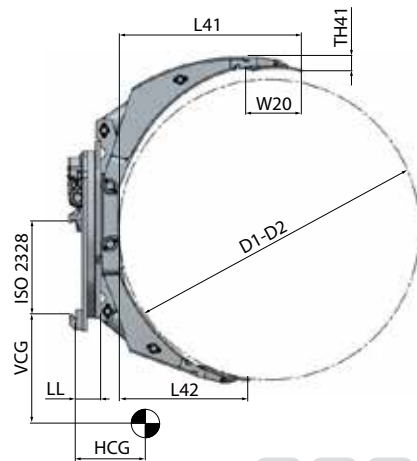
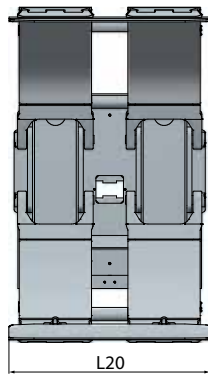
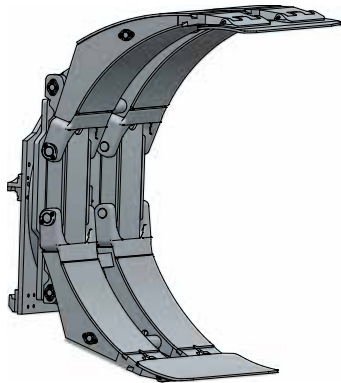
Technical details

- 1 hydraulic function
- W6 - Minimal width lift truck carriage
- Total sideshifter stroke +/- 150 mm

Model	Capacity kg/mm	W4 mm	W6 mm	LL mm	HCG mm	VCG mm	Weight kg	ISO 2328
ZSHP68-1190P-CD01C	6800/600	1190	1150	87	39	409	249	4
ZSHP68-1330P-CD01C	6800/600	1330	1222	87	45	371	238	4
ZSHP68-1532P-CD01C	6800/600	1532	1222	87	47	376	258	4
ZSHP68-1700P-CD01C	6800/600	1700	1526	87	47	368	288	4
ZSHP68-1840P-CD01C	6800/600	1840	1526	87	48	365	303	4
ZSHP68-2300P-CD01C	6800/600	2300	1832	87	48	371	387	4
ZSHP68-2400P-CD01C	6800/600	2400	1832	87	48	368	396	4

PAPER ROLL CLAMP

ROTATING PAPER ROLL CLAMP 360°



Technical details


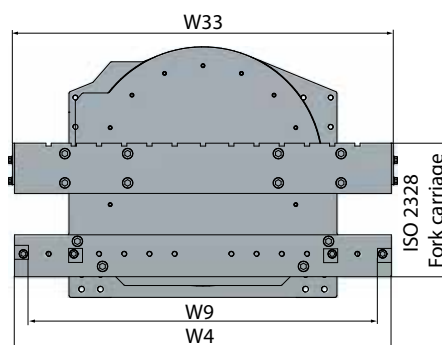
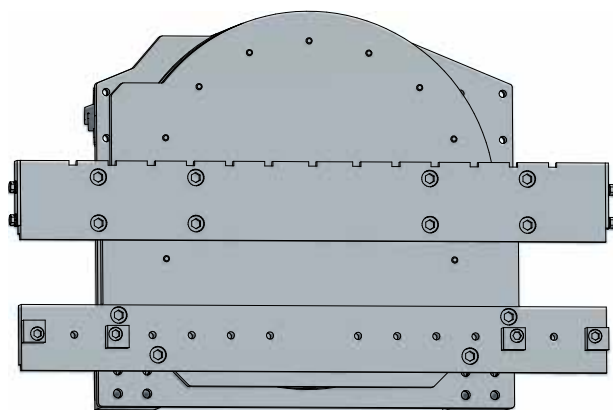
- 2 hydraulic functions
- Use mounting angle 0° when stacking operation is higher than 6800 mm
- Cast steel pads

Model	Capacity	D1-D2	L41	L42	TH41	L20 x W20	LL	HCG	VCG	Weight	ISO 2328	Color
	kg/mm	mm	mm	mm	mm	mm	mm	mm	mm	kg		
With positionable short arm - Unsplit long arm												
ZR20650A	2000/650	250-1300	825	570	45	840x230	197	287	343	677	2	●
ZR20650B	2000/650	250-1300	825	570	45	840x230	237	325	343	690	3	●
ZR20750A	2000/750	250-1500	955	775	95	840x230	197	283	343	751	2	●
ZR20750B	2000/750	250-1500	955	775	95	840x230	237	307	343	765	3	●
ZR20800A	2000/800	350-1600	955	775	95	840x230	183	304	343	765	2	●
ZR20800B	2000/800	350-1600	955	775	95	840x230	216	304	343	765	3	●
ZR17915B	1700/915	380-1830	1130	930	115	840x230	239	445	343	886	3	●
ZR20675B	2000/675	310-1350	825	570	45	840x230	237	320	343	675	3	●
ZR27675B	2700/675	330-1350	850	570	50	965x240	198	272	343	759	3	●
ZR27760B	2700/760	250-1520	955	685	45	965x240	198	307	343	830	3	●
ZR35760B	3500/760	250-1520	1000	670	65	1015x255	218	320	430	1190	3	●
ZR35760C	3500/760	250-1520	1000	670	65	1015x255	218	320	500	1199	4	●
ZR27915B	2700/915	360-1830	1165	810	65	1015x255	218	353	430	1289	3	●
ZR27915C	2700/915	360-1830	1165	810	65	1015x255	218	353	500	1298	4	●
ZR41760C	4100/760	250-1520	965	680	85	1015x255	198	310	560	1294	4	●
ZR34915C	3400/915	360-1830	1105	815	85	1015x255	198	338	560	1385	4	●
ZR271100C	2700/1100	450-2200	1305	915	85	1015x255	198	380	560	1490	4	●
ZR28700B	2800/700	200-1400	927	626	43	965x240	193	285	505	752	3	●
ZR25760B	2550/765	200-1525	977	697	43	965x240	193	300	505	785	3	●
ZR24800B	2450/800	200-1600	1004	737	43	965x240	193	308	496	790	3	●

PAPER ROLL CLAMP

Model	Capacity	D1-D2	L41	L42	TH41	L20 x W20	LL	HCG	VCG	Weight	ISO 2328	Color
	kg/mm	mm	mm	mm	mm	mm	mm	mm	mm	kg		
With fixed short arm - Unsplit long arm												
<u>ZR12650A</u>	1200/650	410-1300	790	580	49	635x190	135	221	330	354	2	●
<u>ZR12650B</u>	1200/650	410-1300	790	580	49	635x190	176	267	269	383	3	●
<u>ZR13575A</u>	1300/575	330-1150	685	515	49	635x190	135	216	330	343	2	●
<u>ZR20650A</u>	2000/650	630-1300	825	570	45	840x230	197	282	343	667	2	●
<u>ZR20650B</u>	2000/650	630-1300	825	570	45	840x230	237	320	343	681	3	●
<u>ZR20750A</u>	2000/750	530-1500	955	775	95	840x230	197	280	343	744	2	●
<u>ZR20750B</u>	2000/750	530-1500	955	775	95	840x230	197	304	343	758	3	●
<u>ZR20800A</u>	2000/800	630-1600	955	775	95	840x230	183	301	343	755	2	●
<u>ZR20800B</u>	2000/800	630-1600	955	775	95	840x230	216	301	343	755	3	●
<u>ZR17915B</u>	1700/915	680-1830	1130	930	115	840x230	239	445	343	880	3	●
<u>ZR20675B</u>	2000/675	690-1350	825	570	45	840x230	237	320	343	665	3	●
<u>ZR27760B</u>	2700/760	560-1520	955	685	45	965x240	198	307	343	823	3	●
<u>ZR27675B</u>	2700/675	590-1350	850	570	50	965x240	198	272	343	752	3	●
<u>ZR35760B</u>	3500/760	610-1520	1000	670	65	1015x255	218	353	430	1180	3	●
<u>ZR35760C</u>	3500/760	610-1520	1000	670	65	1015x255	218	353	500	1190	4	●
<u>ZR27915B</u>	2700/915	635-1830	1165	810	65	1015x255	218	353	430	1280	3	●
<u>ZR27915C</u>	2700/915	635-1830	1165	810	65	1015x255	218	353	500	1289	4	●
<u>ZR41760C</u>	4100/760	530-1520	965	680	85	1015x255	198	310	560	1285	4	●
<u>ZR34915C</u>	3400/915	660-1830	1105	815	85	1015x255	198	338	560	1376	4	●

ROTATOR WITHOUT SIDESHIFTER 360° - WITH CLOSED PROTECTION PLATE

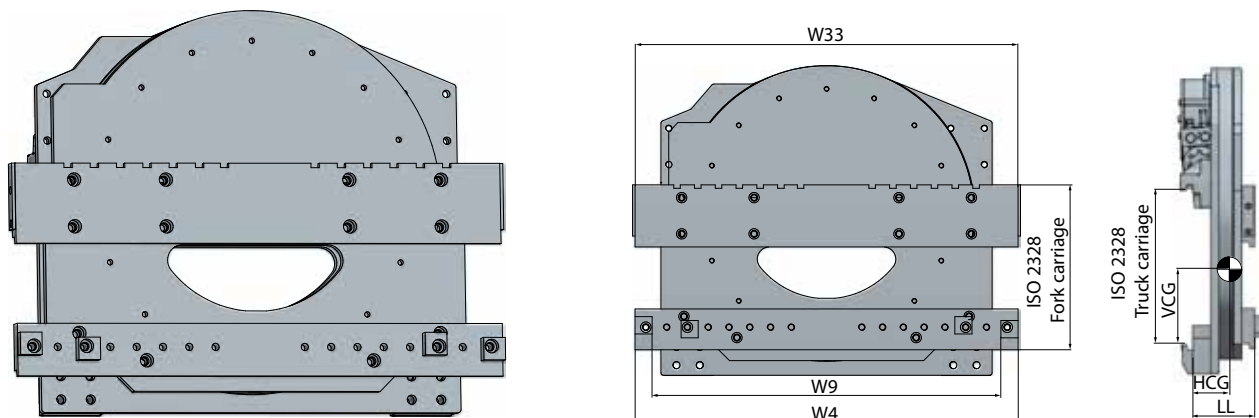


Technical details

- 1 hydraulic function
- Without sideshifter
- Without forks

Model	Capacity	W33	W9	W4	LL	HCG	VCG	Weight	ISO 2328 Truck Carriage	ISO 2328 Fork Carriage	Color
	kg/mm	mm	mm	mm	mm	mm	mm	kg			
ZPRC17D-0815A	1700/500	815	705	840	127	56	320	188	2	2	●
ZPRC22D-0815A	2200/500	815	705	840	150	79	300	300	2	2	●
ZPRC22D-0940A	2200/500	940	835	965	150	79	300	309	2	2	●
ZPRC30D-0940A	3000/500	940	855	965	150	81	270	313	2	2	●
ZPRC30D-0940B	3000/500	940	855	965	191	114	290	329	3	2	●
ZPRC30D-1145A	3000/500	1145	1060	1170	150	84	265	327	2	2	●
ZPRC30D-1145B	3000/500	1145	1060	1170	191	117	285	343	3	2	●
ZPRC35D-1065B	3500/500	1065	990	1090	201	124	290	390	3	3	●
ZPRC35D-1220B	3500/500	1220	1140	1245	201	127	290	406	3	3	●
ZPRC54D-1065B	5400/500	1065	960	1090	163	84	340	465	3	3	●
ZPRC54D-1065C	5400/500	1065	960	1090	221	132	285	518	4	3	●
ZPRC54D-1525B	5400/500	1525	1418	1550	221	137	275	565	3	3	●
ZPRC54D-1525C	5400/500	1525	1418	1550	221	137	275	565	4	3	●
ZPRC54D-1525C/B	5400/500	1525	1418	1550	221	137	275	565	4/3	1/3	●
ZPRC54D-1245C	5400/500	1245	1115	1285	173	97	400	726	4	4	●
ZPRC54D-1550C	5400/500	1550	1420	1590	173	99	395	783	4	4	●
ZPRC68D-1245C	6800/600	1245	1245	1285	218	119	415	924	4	4	●

ROTATOR WITHOUT SIDESHIFTER 360° - WITH OPEN PROTECTION PLATE


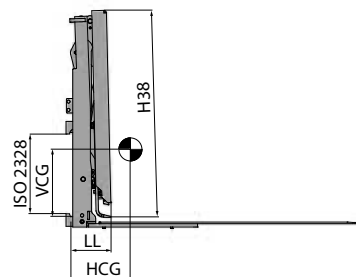
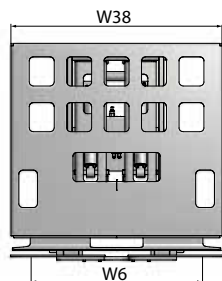
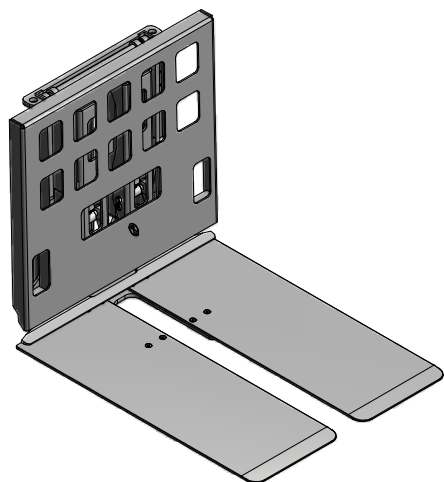


Technical details

- 1 hydraulic function
- Without sideshifter
- Without forks

Model	Capacity	W33	W9	W4	LL	HCG	VCG	Weight	ISO 2328 Truck carriage Carriage	ISO 2328 Fork Carriage	Color
	kg/mm	mm	mm	mm	mm	mm	mm	kg			
ZPRC17DZ-0815A	1700/500	815	705	840	127	64	268	178	2	2	●
ZPRC22DZ-0940A	2200/500	940	835	965	150	81	310	299	2	2	●
ZPRC30DZ-0970A	3000/500	970	886	995	150	83	305	313	2	2	●
ZPRC30DZ-1145A	3000/500	1145	1060	1170	150	85	302	325	2	2	●
ZPRC35DZ-1065B	3500/500	1065	990	1090	201	122	308	371	3	3	●
ZPRC35DZ-1220B	3500/500	1220	1140	1245	201	124	306	388	3	3	●
ZPRC35DZ-1220B/A	3500/500	1220	1140	1245	201	124	306	388	3/2	1/3	●

PUSH-PULL WITHOUT SHEET RETAINER



Technical details

- 1 hydraulic function
- L28 - Extendable range of the push-pull
- Without sheet retainer

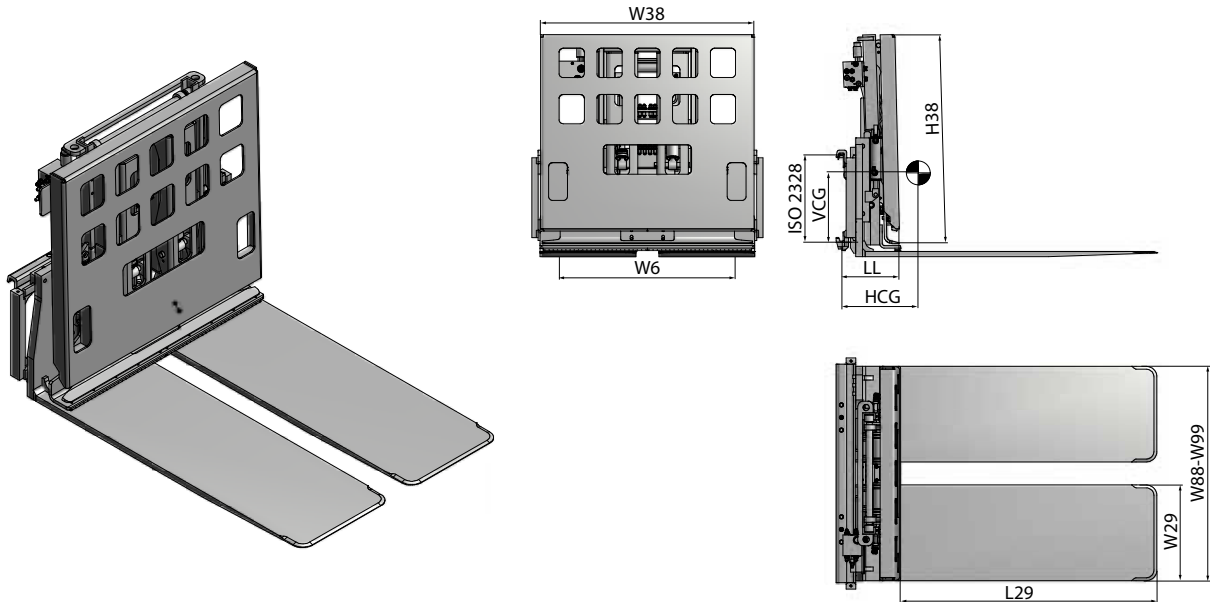
Model	Capacity kg/mm	W88-W99 mm	W38xH38 mm	W29xL29 mm	L28 mm	W6 mm	Weight kg	ISO 2328	Color
Quick Forks mounting type									
ZPP1612-1A	1600/600	1020-1170	1015x1000	455x1220	1270	820	374	2	●
ZPP1612-1B	1600/600	1020-1170	1015x1000	455x1220	1270	820	374	3	●
ZPP1612-2A	1600/600	870-1020	1015x1000	380x1220	1270	820	362	2	●
ZPP2012-1A	2000/600	1020-1170	1015x1000	455x1220	1270	820	388	2	●
ZPP2012-1B	1600/600	1020-1170	1015x1000	455x1220	1270	820	388	3	●
ZPP2012-2A	2000/600	870-1020	1015x1000	380x1220	1270	820	376	2	●
Standard type with sidershifter									
ZPP1612-T-1A	1600/600	1020-1220	1015x1000	455x1220	1270	920	579	2	●
ZPP1612-T-2A	1600/600	870-1070	1015x1000	380x1220	1270	920	545	2	●
ZPP2012-T-1A	2000/600	1020-1220	1015x1000	455x1220	1270	920	595	2	●

When placing the order please inform us about the lift truck voltage

Available on request

- Special models with other design

PUSH-PULL WITH SHEET RETAINER



Technical details

- 1 hydraulic function
- L28 - Extendable range of the push-pull
- With sheet retainer

Model	Capacity kg/mm	W88-W99 mm	W38xH38 mm	W29xL29 mm	L28 mm	W6 mm	Weight kg	ISO 2328	Color
Quick Forks mounting type									
ZPPS1612-1A	1600/600	1020/1170	1015x1000	455x1220	1270	820	475	2	●
ZPPS1612-1A/B	1600/600	1020/1170	1015x1000	455x1220	1270	820	475	2/3	●
ZPPS1612-1B	1600/600	1020/1170	1015x1000	455x1220	1270	820	482	3	●
ZPPS2012-1B	2000/600	1020 /1170	1015x1000	455x1220	1270	820	495	3	●
ZPPS2012-1A	2000/600	1020 /1170	1015x1000	455x1220	1270	820	489	2	●
Standard type with sidershifter									
ZPPS1612-T-1A	1600/600	1020-1120	1015x1000	455x1220	1270	920	659	2	●
ZPPS1612-T-2A	1600/600	1020-1120	1015x1000	380x1220	1270	920	659	2	●
ZPPS2012-T-1A	2000/600	1020-1120	1015x1000	455x1220	1270	920	675	2	●

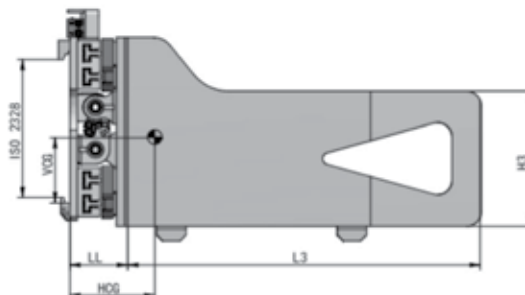
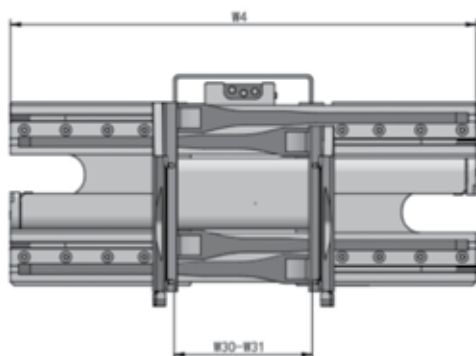
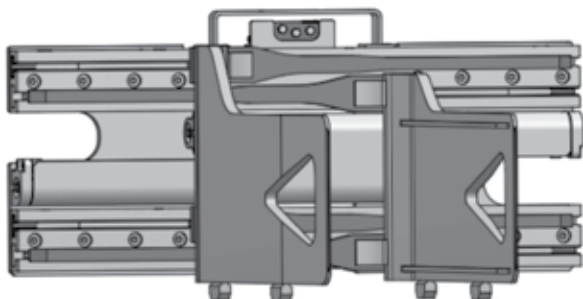
When placing the order please inform us about the lift truck voltage

Available on request

- Special models with other design

BALE CLAMPS

BALE CLAMPS

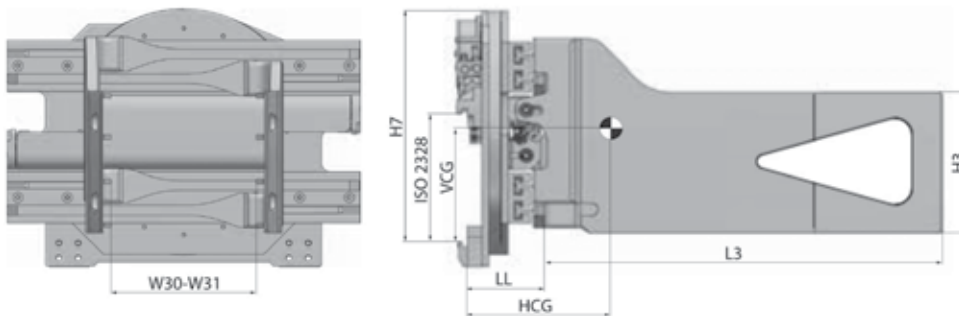
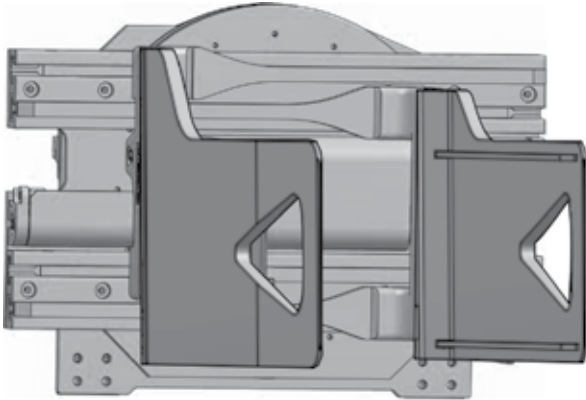


Technical details

- 2 hydraulic functions
- Opening range measured at the arm tip
- Casting arm base type with sideshifter

Model	Capacity kg/mm	W30-W31 mm	H3 mm	L3 mm	W4 mm	H7 mm	LL mm	HCG mm	VCG mm	Weight kg	ISO 2328	Color
ZHB19-DT-0604A	1900/500	455-1735	415	685	1041	665	127	203	220	350	2	●
ZHB19-DT-0704A	1900/500	455-1735	415	785	1041	665	127	239	220	377	2	●
ZHB19-DT-0904A	1900/500	450-1730	415	991	1041	665	127	315	220	422	2	●
ZHB19-DT-1104A	1900/500	450-1730	415	1194	1041	665	127	315	220	465	2	●
ZHB19-DT-1104B	1900/500	450-1730	415	1194	1041	665	132	355	203	484	3	●
ZHB19-DT-1304A	1900/500	450-1730	415	1394	1041	665	127	443	190	513	2	●
ZHB27-CT-0904A	2700/500	550-1900	460	991	1015	730	142	315	255	556	2	●
ZHB27-CT-0904B	2700/500	550-1900	460	991	1015	730	150	312	255	579	3	●
ZHB27-CT-1104A	2700/500	545-1890	460	1194	1015	730	142	396	255	624	2	●
ZHB27-CT-1104B	2700/500	545-1890	460	1194	1015	730	150	362	224	628	3	●
ZHB22-MT-0904B	2200/500	490-2300	460	990	1600	730	150	240	255	710	3	●
ZHB22-MT-1104B	2200/500	490-2300	460	1194	1600	730	150	306	228	764	3	●
ZHB22-MT-1104B/A	2200/500	490-2300	460	1194	1600	730	150	306	228	764	3/2	●
ZHB22-MT-1204A	2200/500	490-2300	460	1200	1600	730	150	291	226	736	2	●
ZHB25-MT-1204B	2500/500	490-2300	460	1200	1600	730	150	291	226	736	3	●

BALE CLAMPS 360°



Technical details

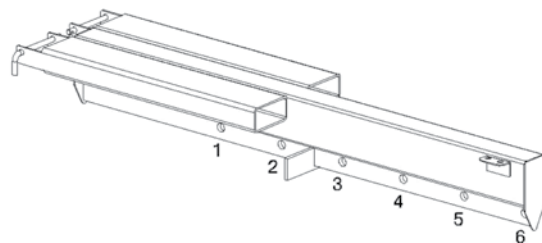
- 2 hydraulic functions
- Opening range measured at the arm tip
- Models without sidershifter

Model	Capacity kg/mm	W30-W31 mm	H3 mm	L3 mm	W4 mm	H7 mm	LL mm	HCG mm	VCG mm	Weight kg	ISO 2328	Color
ZHB19-DR-0904A	1900/500	450-1730	415	991	1041	775	230	300	335	640	2	●
ZHB19-DR-1104A	1900/500	450-1730	415	1194	1041	775	221	368	335	683	2	●

Model	Clamping						Sidershifting						Hydraulic functions
	Operating pressure			Oil flow rate			Operating pressure			Oil flow rate			
	Minimum	Recom- mended	Maximum	Minimum	Recom- mended	Maximum	Minimum	Recom- mended	Maximum	Minimum	Recom- mended	Maximum	
	bar	bar	bar	l/min	l/min	l/min	bar	bar	bar	l/min	l/min	l/min	
ZHB19-T	35	140	160	15	26	26	140	140	160	4	15	26	2
ZHB22-T	35	140	160	15	38	38	140	140	160	4	23	38	2
ZHB27-T	35	140	160	15	38	38	140	140	160	4	23	38	2
ZHB19-R	140	140	160	19	38	57	140	140	160	19	38	57	2

LOAD EXTENDERS

FORK-MOUNTED CRANE JIBS - MANUAL



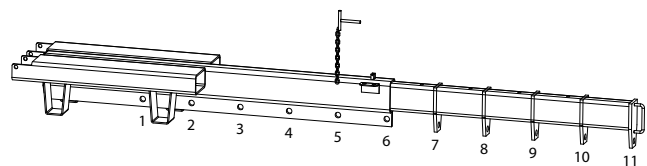
Technical details

- Fixed

Model	Load centre 500 mm 1	Load centre 750 mm 2	Load centre 1000 mm 3	Load centre 1250 mm 4	Load centre 1500 mm 5	Load centre 1750 mm 6	Max arm length	Max fork spread measured over forks	Fits on max fork section	Centre of gravity	Weight
	kg	kg	kg	kg	kg	kg	mm	mm	mm	mm	kg
BA52814	2000	1800	1600	1200	900	600	1750	450	135 x 60	675	151
BA52818	4000	3800	3200	2500	1900	1100	1750	450	155 x 60	757	156

Fully tested and CE-certified

FORK-MOUNTED CRANE JIBS - MANUAL TELESCOPIC



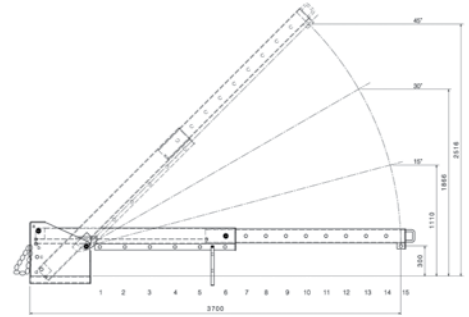
Technical details

- Extendible

Model	Load centre 500 mm 1	Load centre 750 mm 2	Load centre 1000 mm 3	Load centre 1250 mm 4	Load centre 1500 mm 5	Load centre 1750 mm 6	Load centre 2000 mm 7	Load centre 2250 mm 8	Load centre 2500 mm 9	Load centre 2750 mm 10	Load centre 3000 mm 11	Max arm length	Max fork spread measured over forks	Fits on max fork section	Centre of gravity	Weight
	kg	kg	kg	kg	kg	kg	kg	kg	kg	kg	kg	mm	mm	mm	mm	kg
BA52820	2000	1800	1600	1200	900	600	500	400	350	280	200	3000	450	150 x 65	675	151
BA52824	4000	3800	3200	2500	1900	1100	975	850	650	500	400	3000	450	150 x 65	757	156

Fully tested and CE-certified

FORK-MOUNTED CRANE JIBS - MANUAL TELESCOPIC, ADJUSTABLE IN HEIGHT



Technical details

- Foldable

Model	Capacity at 700 mm load centre	Minimum fork length	Max fork spread measured over forks	Fits on max fork section	Weight
	kg	mm	mm	mm	kg
BA52846	2500	800	549	160 x 55	218
BA52848	5000	800	574	160 x 70	250

POSITION OF THE SAFETY LIFTING HOOK

Position	Fixed arm						Extendible arm									
	1	2	3	4	5	6	7	8	9	10	11	12	13	14	15	
BA52846 - capacity 2500 kg																
Capacity (kg)	2500	2500	2500	1800	1400	1200	1050	950	850	770	700	650	600	560	500	
Load centre (mm)	700	950	1200	1450	1700	1950	2100	2300	2500	2700	2900	3100	3300	3500	3700	
BA52848 - capacity 5000 kg																
Capacity (kg)	5000	3500	2750	2250	1950	1700	1550	1400	1300	1200	1150	1050	1000	950	900	
Load centre (mm)	700	950	1200	1450	1700	1950	2100	2300	2500	2700	2900	3100	3300	3500	3700	

Fully tested and CE-certified

LOAD EXTENDERS

FORK-MOUNTED HOOKS



Technical details

Model	Capacity	Height	Width	Length	Max fork section	Min distance between forks	Weight
	kg	mm	mm	mm	mm	mm	kg
BA52850	2500	130	785	180	150 x 50	300	27
BA52854	4000	130	785	180	150 x 50	300	27
BA52856	5000	130	785	180	150 x 50	300	30

Fully tested and CE-certified

LAZYSWEEP



Technical details

- Highly durable – no moving parts that can break down
- Low cost of ownership: low bristle wear for a long lifespan – sweep up to 700 km before changing bristles
- Simple to use: can be fitted onto the vehicle in a few seconds
- Sweeps large areas efficiently: high output with low running costs
- Able to push bulk wares: mulch, timber scraps, plastic, granules, aggregates, etc. (Type M and L)
- Easy to change the bristles

Model	Sort	Width	Bristle rows	Weight	Max fork section	Distance between the forks	Bristle height
	kg	mm		kg	mm	mm	mm
141TA3256	S	1206	5	20	125 x 35	345	200
164TA9644	M	1500	8	82	212 x 70	313	280
165TA3796	L	1830	11	120	210 x 80	458	280

SMARTSWEEP



REF [140TA2232](#)

You can also equip your SmartSweep with a bumper kit:
REF [143TA3829](#)

This way you not only protect your SmartSweep but also your warehouse.

The bumper kit consists of 3 bumpers:
2 x REF [143TA3853](#)
1 x REF [143TA3854](#)

You can easily and quickly attach the bumpers by means of powerful magnets.



REF [143TA3829](#)



REF [143TA3853](#)



REF [143TA3854](#)



Technical details

- Mechanical sweeper: can be used on diesel, LPG and electric lift trucks
- Designed for in- and outdoor use (dry conditions)
- Collects dirt and rocks
- Maximum fork spread is measured over the forks

Model	Sweeping width	Main brush width	Main brush diameter	Side brush diameter	Waste collector capacity	Waste collector content	Pneumatic tyres	Maximum fork spread	Outside sweeper dimensions W x L x H	Weight
	mm	mm	mm	mm	kg	l	mm	mm	mm	kg
140TA2232	1524	965	305	458	400	255	136 x 464	510	1524 x 1749 x 936	473



COUNTLESS PARTS



ONE SCAN



WWW.TVH.COM/CONSTRUCTION

**WANT ACCESS TO
47,000,000
KNOWN
REFERENCES 24/7?**



Access all our parts, accessories and attachments on our webshop! Browse parts for material handling, industrial vehicles, agricultural equipment and more today.

Access to your quotes/offers and orders 24/7, pricing, lead times, stock, pictures and technical features all in one go. With **TVH webshop** you can generate quotes to be sent to your customer using your logo and company details.

DON'T HAVE THE PART NUMBER?

TVH webshop has impressive search tools

Search by model allows you to look up a reference using the machine details.

LIKE WHAT YOU SEE?

Send us an email:
ecommerce.apac@tvh.com



VIEW PRODUCT MOVIES
www.tvh.com/downloads



SUBSCRIBE TO OUR NEWSLETTER
www.tvh.com/newsletter



READ BLOG POSTS WITH TIPS & TRICKS
www.tvh.com/blog



FOLLOW US ON SOCIAL MEDIA
f in t i You Tube



**DISCOVER OUR PARTS,
ACCESSORIES AND SERVICES**
www.tvh.com



DOWNLOAD CATALOGUES
www.tvh.com/downloads



TVH SINGAPORE

37 Tuas Basin Link • Singapore 638771 • Singapore
T +65 6276 1450 • marketing.asia@tvh.com • www.tvh.com • CO. NO. 200203510-Z

TVH MALAYSIA • KUALA LUMPUR

No. 10, Jalan Bawang Putih 24/34, Seksyen 24
40300 Shah Alam • Selangor • Malaysia
T +60 3 5545 6166
CO. NO. 200001033136 (535743-U)

TVH MALAYSIA • JOHOR BAHRU

No. 53, Jalan Mutiara Emas 5/11,
Taman Mount Austin
81100 Johor Bahru • Johor • Malaysia
T +60 7 361 9500
CO. NO. 200001033136 (535743-U)

TVH PARTS (THAILAND) • BANGKOK

Suite No. 0830 • 1-7 Zuellig House Building
Silom Road • Bangrak • Bangkok 10500
Thailand
M +66 61 419 4414 • M +66 65 955 3942
CO. NO. 0105557139311