



KEEPS YOU GOING.

ACCESS PARTS

QUICK REFERENCE GUIDE

BRANCH INFORMATION



ADELAIDE

62-64 Wingfield Rd
Wingfield SA 5013
T +61 8 8359 1155
F +61 8 8359 0600
adelaidesales@tvh.com



BRISBANE

735 Boundary Road
Richlands QLD 4077
T +61 7 3277 0877
F +61 7 3277 0026
brisbanesales@tvh.com



MELBOURNE

7/66-74 Micro Circuit
Dandenong South VIC 3175
T +61 3 9544 6622
F +61 3 9544 2617
melbournesales@tvh.com



PERTH

2/15 Colin Jamieson Drive
Welshpool WA 6106
T +61 8 9358 2200
F +61 8 9358 2822
perthsales@tvh.com



SYDNEY

4/463 Victoria Street
Wetherill Park NSW 2164
T +61 2 9756 6677
F +61 2 9756 3555
sydneysales@tvh.com



CAM ATTACHMENTS

60 Bernoulli Street
Darra QLD 4076
T 1800 836 250
info.au@camattachments.com
www.camattachments.com

TVH AUSTRALIA PTY LTD • HEAD OFFICE BRISBANE

ABN 67 117 701 587 • 60 Bernoulli Street • Darra QLD 4076 • Australia
T +61 7 3717 3222 • F +61 7 3275 3881 • info.au@tvh.com • www.tvh.com















TABLE OF CONTENTS

• Alarms & Horns	4
• Beacons/Strobe lights	5
• Lights	6
• Chargers	8
• Circuit Breakers & Fuses	9
• Controllers & Components	10
• Electrical	13
• Emergency Cable	15
• Engines & Engine Accessories	15
• Hardware	17
• Motors	19
• Misc	20
• Solenoids & Contactors	21
• Switches & Push Buttons	22
• Keys	28
• Relays	29
• Gauges	30
• Switches & Push Buttons - Single pole standard lever toggles	31
• Wheels	32
• Pallet Jacks	33
• Mag Kaddy Accessories	34
• Touch Up Paint	35
• Outrigger Pads	36
• Seats	37
• CAM attachments	40
• Fork Tynes - Hook Type	42
• Rotator without Sideshifter 360°	44
• Load-guard Fork Positioners	44
• Fork Clamps	45
• Push-pulls	45
• Work Platform	46
• Four-fork Positioners	46
• Sideshifters	47
• Multi-fit Loadguard	47
• Forklift Jibs	48
• Container Ramps	49
• Carpet Boom	50
• Hydraulic Hose Reels	50
• Fork Extensions	51













TECHNICAL DETAILS

	Description	Suitable for	REF
	Alarm, intermittent tone	Genie	128TA3429
	Alarm, continuous	Genie, Upright	128TA3427
	Travel alarm, warble tone	Genie	151TA2422
	Dual tone alarm, 12-24VDC	Haulotte, Snorkel, UpRight	139TA5211
	68 dB, 12-48V DC Alarm	JLG	126TA5130
	Alarm, 97dB 12-48V	JLG	126TA6245
	Alarm B/U, 107dB 12-48V	JLG	155TA3350
	Beeper alarm	Skyjack	151TA1976
	Horn 24V	Skyjack	151TA2192
	Horn 12V	Suitable for Multiple Manufacturer Products	126TA6164
	Horn 24V	Suitable for Multiple Manufacturer Products	116TA5147
	Broadband alarm, 92dB 12-24V	Suitable for Multiple Manufacturer Products	134TA9511



To view our full range of **Mobile Elevating Work Platforms** ask us for a copy of our catalogue REF 42628018.

TECHNICAL DETAILS

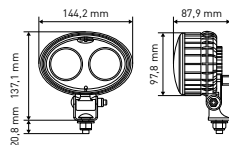
	Description	Suitable for	REF
	Visual ind light assy	Genie	166TA5334
	Strobe amber, 12V-110V, Xenon	Suitable for Multiple Manufacturer Products	106TA9173
	Strobe amber, 12V-110V, Xenon	Suitable for Multiple Manufacturer Products	116TA7019
	Strobe amber LED, 12V-110V	Suitable for Multiple Manufacturer Products	149TA4386
	Strobe amber magnetic base, Xenon	Suitable for Multiple Manufacturer Products	151TA3783
	Rotating beacon, 12-24V	Suitable for Multiple Manufacturer Products	107TA1128
	Strobe amber, 12V - 110V, Xenon	Suitable for Multiple Manufacturer Products	151TA3824
	Strobe tube to suit, Ecco & Meteorlite	Suitable for Multiple Manufacturer Products	126TA6121
	Strobe tube to suit 106TA9173	Suitable for Multiple Manufacturer Products	127TA1040
	Guard strobe light	Suitable for Multiple Manufacturer Products	106TA9171



Want access to **46,000,000** known cross references 24/7?
See our large range on **MyTotalSource!**



PEDESTRIAN WARNING LIGHT - LED (BLUE OR RED)



TECHNICAL DETAILS

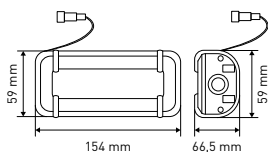
- 12-110 V
- Technology: LED 2 pieces
- Mounting: pedestal M10
- Nominal power: 6 W
- IP67
- Connector: J2 built-in



Blue - REF [147TA3431](#)

Red - REF [148TA9614](#)

PEDESTRIAN WARNING LIGHT - LED (RED OR BLUE)



TECHNICAL DETAILS

- 9-60 V
- Technology: LED 6 pieces
- Mounting: brackets
- Nominal power: 30 W
- IP67



Red - REF [163TA8854](#)

Blue - REF [164TA9700](#)

RED ARC LIGHT



TECHNICAL DETAILS

- Colour of the projection: red
- Length: 140 mm
- Height: 105 mm
- Width: 143 mm
- 10-100 V
- Number of connectors: 1
- Number of pins: 2

REF [166TA1559](#)

PEDESTRIAN WARNING LIGHT



TECHNICAL DETAILS

- Colour of the projection: multiple
- Length: 65 mm
- Height: 65 mm
- Width: 207 mm
- 10-100 V
- Number of connectors: 1
- Number of pins: 2

REF [166TA1147](#)

STROBE LIGHT LED



TECHNICAL DETAILS

- 12-60 V
- Length: 140 mm
- Height: 67 mm
- Width: 58 mm
- Number of LEDs: 48
- Flash rate: 240 flashes (FPM)
- Center distance: 130 mm

REF [141TA7073](#)

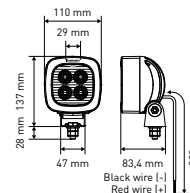
WORKLIGHT LED



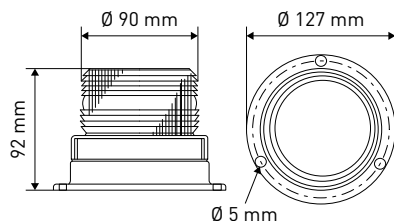
TECHNICAL DETAILS

- 12-48 V
- LED: 4 pieces
- Mounting: pedestal M12
- Wire length: 300 mm
- Theoretical output: 850 lumens
- Operating light output: 450 lumens
- Nominal power: 8,5 W
- IP66

REF [131TA8901](#)



STROBE LIGHT LED



TECHNICAL DETAILS

- 12-80 V
- Technology: LED 6 pieces
- Mounting: 3 screws
- Pitch circle: 117 mm
- Wire length: 290 mm
- IP65
- Flash rate: 60 ± 10 flashes (FPM)
- Lens not interchangeable

REF [123TA1992](#)

BUGGY WHIP LED



TECHNICAL DETAILS












All Buggy Whips LED are standard with a 2 pin Deutsch plug with 300 mm tail. The operator can remove the Buggy Whips by use of a detachable fitting when working in a container as an example.

- 1.5 m High flexible mast
- 600 mm Buggy Whip LED Light which contains 3 rows of 34 LEDs
- 12 V
- Green light

REF [166TA2548](#) - Mount Bracket

REF [166TA2549](#) - Buggy Whip LED













TECHNICAL DETAILS

	Description	Suitable for	REF
	Charger, 24V 11A	Bravi	166TA5335
	Charger, 12V 9A AWP	Genie	161TA1580
	Charger, 24V 19A	Genie	166TA2832
	Battery charger Delta - Q	Haulotte	138TA6999
	Battery charger ES	JLG	126TA5947
	Charger, 48V 17A	Skyjack	151TA2213
	Charger, 24V, 18A, auto select	Snorkel, UpRight	147TA6806
	Charger, 48V 30A	Suitable for Multiple Manufacturer Products	152TA8703
	Cord, AC input	Suitable for Multiple Manufacturer Products	166TA5336
	Universal charger, 24V 30A	Suitable for Multiple Manufacturer Products	166TA5337
	Battery charger, 24V 27A	Suitable for Multiple Manufacturer Products	141TA7908

CLICK & COLLECT
AVAILABLE
AUSTRALIA WIDE!



TECHNICAL DETAILS


















	Description	Suitable for	REF
	Circuit breaker, 30 AMP	Suitable for Multiple Manufacturer Products	141TA3599
	Circuit breaker, 15 AMP	Suitable for Multiple Manufacturer Products	126TA5476
	Circuit breaker, 20 AMP	Suitable for Multiple Manufacturer Products	122TA7784
	Circuit breaker, 10 AMP	Suitable for Multiple Manufacturer Products	122TA7782
	Circuit breaker, 5 AMP	Suitable for Multiple Manufacturer Products	122TA7779
	Circuit breaker, 25A	Suitable for Multiple Manufacturer Products	141TA1434
	Fuse, 175 AMP	Suitable for Multiple Manufacturer Products	164TA7170
	Fuse, 200 AMP	Suitable for Multiple Manufacturer Products	151TA2350
	Fuse, 250 AMP	Suitable for Multiple Manufacturer Products	106TA5049
	Fuse, 300 AMP	Suitable for Multiple Manufacturer Products	106TA5050
	Fuse, 400 AMP, very fast acting	Suitable for Multiple Manufacturer Products	151TA2405
	Fuse, 100 AMP	Suitable for Multiple Manufacturer Products	151TA2404


















For more information on our **Foam-Filled Tyre assemblies and Mould-On Wheels** request a copy of our brochure REF 9726631.

CONTROLLERS & COMPONENTS

TECHNICAL DETAILS


















	Description	Suitable for	REF
	Kit switch joystick smart link	Genie	145TA3345
	Handle kit smart link	Genie	166TA5339
	Boot, rubber smart link	Genie	161TA1882
	Kit boot joystick smart link	Genie	145TA2883
	Boot controller	Genie	139TA1775
	Boot, rocker	Genie	127TA2568
	Handle kit gen 5	Genie	127TA2583
	Potentiometer, 5k long stem	Genie	125TA2733
	Joystick smart link	Genie	145TA3105
	Joystick 2 axis with steer	Genie	139TA1730
	Controller boom speed	Genie	127TA2587
	Joystick drive/steer	Genie	127TA2533
	Joystick rocker steer single axis	Genie	139TA5042
	Joystick, single axis with knob	Genie	139TA1754
	Controller single axis gen 5	Genie	127TA2575
	Platform control box gen 5	Genie	139TA1753
	Kit gen 1 to 5	Genie	139TA1758

TECHNICAL DETAILS


















	Description	Suitable for	REF
	PCON 6 button smartlink	Genie	145TA3121
	PCON 4 button smartlink	Genie	161TA5597
	Handle kit assy, ergo	Genie, Grove, Skyjack, Snorkel	166TA5340
	Potentiometer, 20k long shaft	Genie, JLG	126TA5436
	Handle half	Genie, JLG	127TA2699
	Thumb cap, red or black	Genie, JLG, Snorkel, UpRight	139TA5050
	Boot controller	Genie, Skyjack, Snorkel, UpRight	126TA5195
	Steer switch repair kit, ITT	Genie, UpRight	127TA2580
	Boot, thumb rocker, ITT	Genie, UpRight	163TA8459
	Boot handle, ITT	Genie, UpRight	127TA2584
	Rocker assy	Haulotte	138TA7030
	Joystick	Haulotte	160TA1653
	Joystick	Haulotte	152TA2074
	Steer boot	Haulotte, JLG, MEC, Skyjack	126TA5205
	Actuator switch, rocker RSG	Haulotte, JLG, MEC, Skyjack	126TA5206
	Boot assy	JLG	126TA5238
	Knob & slidelock assembly, JS5	JLG	126TA5186

CONTROLLERS & COMPONENTS



















TECHNICAL DETAILS

	Description	Suitable for	REF
	5k center tap potentiometer	JLG	125TA2736
	Potentiometer, 1k, 282/290	JLG	125TA2721
	Joystick lift/swing	JLG	145TA2852
	Joystick drive/steer	JLG	140TA8493
	Joystick	JLG	126TA5279
	Pot assy	JLG, Skyjack	138TA8591
	Joystick	Skyjack	164TA1349
	Controller, proportional	Skyjack	145TA2851
	Joystick	Snorkel	164TA5323
	Thumb cap, slim handle	Suitable for Multiple Manufacturer Products	126TA5226
	A346 boot	Suitable for Multiple Manufacturer Products	145TA3340
	Mechanical assy JS5	Suitable for Multiple Manufacturer Products	126TA5189
	Actuator switch, ergonomic	Suitable for Multiple Manufacturer Products	127TA2549
	Steer actuator black	Suitable for Multiple Manufacturer Products	127TA2547
	Roller switch	Suitable for Multiple Manufacturer Products	123TA8193
	Switch, directional	Suitable for Multiple Manufacturer Products	127TA2546
	Push button switch N. O.	Suitable for Multiple Manufacturer Products	126TA5215

TECHNICAL DETAILS

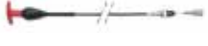







	Description	Suitable for	REF
	Harness adaptor	Genie	139TA5053
	Coil cord gs scissor gen 5	Genie	128TA3092
	Coil cord gs scissor smartlink	Genie	161TA1710
	Deutsch plug kit female	Genie	160TA6770
	Deutsch plug kit male	Genie	161TA5003
	Ecm gs/gr gen 5	Genie	161TA2121
	PCB control box gen 5	Genie	161TA2115
	Smartlink 6 button	Genie	161TA1940
	Smartlink 4 button	Genie	161TA5682
	Pcb gen 4	Genie	128TA2974
	PCB RT platform controls	Genie	128TA2975
	Foot switch	Genie, Skyjack	127TA2765
	Diode, 6 AMP	Genie, Skyjack, Snorkel, Terex	126TA5310
	Anderson connector, SB 175	Genie, Snorkel, UpRight	126TA6190
	Zapi serial card	Haulotte	127TA2405
	Foot switch	Haulotte	138TA7103
	Platform control box	JLG	139TA5048

TECHNICAL DETAILS

	Description	Suitable for	REF
	Coil cord es scissor	JLG	165TA4014
	Analyser kit	JLG	166TA5344
	Kit service platform PCB	JLG	165TA4001
	PCB platform	JLG	166TA5346
	Deutsch connection	JLG, Snorkel	126TA5505
	Deutsch connector 14 pin	JLG, Snorkel	165TA4046
	Foot switch	JLG, Snorkel	126TA5410
	Battery isolator double pole	Suitable for Multiple Manufacturer Products	134TA8696
	Battery isolator lockout zinc	Suitable for Multiple Manufacturer Products	164TA1220
	Battery isolator lockout yellow	Suitable for Multiple Manufacturer Products	166TA5342
	Battery isolator lockout red	Suitable for Multiple Manufacturer Products	166TA5343
	Battery isolator single pole	Suitable for Multiple Manufacturer Products	146TA9930
	Anderson plug, 50 AMP	Suitable for Multiple Manufacturer Products	126TA6187
	Terminal insulator boot (black)	Suitable for Multiple Manufacturer Products	144TA5946
	Terminal insulator boot (red)	Suitable for Multiple Manufacturer Products	112TA4800
	Deutsch removal tool	Suitable for Multiple Manufacturer Products	131TA8499
	Socket size 16	Suitable for Multiple Manufacturer Products	106TA9516
	Pin size 16	Suitable for Multiple Manufacturer Products	106TA9519






EMERGENCY CABLE

TECHNICAL DETAILS

	Description	Suitable for	REF
	Cable, manual lowering, GS scissor	Genie	128TA3333
	Emergency lowering cable, optimum 6.8 Early	Haulotte	127TA2421
	Emergency lowering cable, compact 10, 12 + DX	Haulotte	138TA7413
	Emergency lowering cable, H12, H15, H18SX (L)	Haulotte	138TA7412
	Emergency lower cable, optimum 6.8, Compact 8, 10N	Haulotte	138TA7410
	Emergency lowering cable srt	Snorkel	166TA5347
	Emergency lowering cable, MX19 late	UpRight	164TA7314
	Emergency lower cable, mx early MX19	UpRight	164TA7318
















ENGINES & ENGINE ACCESSORIES

TECHNICAL DETAILS

	Description	Suitable for	REF
	Muffler	Genie, JLG	139TA1668
	Starter motor, Perkins, 12V 2.0 KW	Genie, JCB, JLG, Manitou	139TA4476
	Starter motor, 12V 2.7KW HATZ	Haulotte	135TA5579
	Starter motor, Kubota, OC95	Niftylift	151TA1919
	Leak off pipe 4mm x 1mtr	Suitable for Multiple Manufacturer Products	166TA2824

ENGINES & ENGINE ACCESSORIES


















TECHNICAL DETAILS

	Description	Suitable for	REF
	Fuel pump Deutz 2011	Suitable for Multiple Manufacturer Products	161TA1428
	Dipstick Deutz	Suitable for Multiple Manufacturer Products	160TA2706
	Alternator, 12V 40A, Kubota D905	Suitable for Multiple Manufacturer Products	152TA4093
	Starter motor, Kubota 905 12V	Suitable for Multiple Manufacturer Products	103TA3220
	Starter, Perkins diesel	Suitable for Multiple Manufacturer Products	124TA6166
	Starter, Kubota V1505 & D1105	Suitable for Multiple Manufacturer Products	166TA5348
	Fuel pump mech Kubota	Suitable for Multiple Manufacturer Products	152TA3276
	Alternator, 12V 60A, Deutz 1011/2011	Suitable for Multiple Manufacturer Products	128TA3231
	Fuel supply pump, Deutz	Suitable for Multiple Manufacturer Products	145TA1921
	Repair kit, timing belt, Deutz 1011	Suitable for Multiple Manufacturer Products	151TA2356
	Repair kit, timing belt, Deutz 2011	Suitable for Multiple Manufacturer Products	165TA4170
	Starter motor, Deutz 1011F 9 tooth 12V	Suitable for Multiple Manufacturer Products	145TA1875
	Starter motor, Deutz 1011f 11 tooth 12v	Suitable for Multiple Manufacturer Products	144TA9229
	T piece	Suitable for Multiple Manufacturer Products	160TA4772
	V-belt, Deutz	Suitable for Multiple Manufacturer Products	106TA9066


















To view our full range of **Mobile Elevating Work Platforms** ask us for a copy of our catalogue **REF 42628018**.

TECHNICAL DETAILS

	Description	Suitable for	REF
	Pin, wire lock 9mm x 80mm	Genie	127TA2702
	Latch-slide, flush	Genie	128TA3382
	Lock pin	Genie	139TA1817
	Flexible draw latch 126mm	Genie	128TA3385
	Latch compression small	Genie	139TA1761
	Latch paddle GS90	Genie	139TA1836
	Rail spacer	Genie	127TA2737
	Hinge, entry gate	Genie	127TA2707
	Latch assy with key	Genie	128TA3384
	Latch flush GS68	Genie	161TA3306
	Latch turntable cover	Genie, Haulotte	128TA3383
	Latch draw adjustable	Genie, Haulotte	144TA9222
	Latch assy with key	Haulotte	138TA7451
	Wire lock guardrails	Haulotte	127TA2362
	Latch	Haulotte	160TA4087
	Latch turntable cover	Haulotte	128TA3383
	Stay pin 8mm x 76mm	JLG	127TA2944

TECHNICAL DETAILS

	Description	Suitable for	REF
	Pin, snapper 6mm	JLG	126TA5724
	Gate latch	JLG	126TA5892
	Hinge self closing	JLG	127TA2698
	Gate latch es	JLG	166TA5350
	Hood latch	JLG	126TA5893
	Latch	JLG	152TA7158
	Stay pin 9mm x 70mm	JLG, MEC	147TA6722
	Lanyard, 6 w/tab	Skyjack	151TA2471
	Pin stay	Skyjack	145TA1959
	Latch	Skyjack	166TA5349
	Hinge (92/50)	Skyjack	140TA8654
	Door latch	Snorkel	164TA7290
	Latch lever raised trigger with lock	Snorkel	166TA5351
	Flexible draw latch 76mm	Suitable for Multiple Manufacturer Products	161TA1860
	Latch draw adjustable small	Suitable for Multiple Manufacturer Products	160TA2426



Outrigger Pads





















Request a copy of our brochure! **REF 12873185.**

For more information see page 36 of this catalogue.



















TECHNICAL DETAILS

	Description	Suitable for	REF
	Controller, motor 24V 270A	Genie	128TA2984
	Pump motor 24V GS	Genie	128TA2934
	Brush suits 128TA2934 set of 4	Genie	140TA9779
	Spring brush	Genie	128TA2945
	Pump motor 24V GR	Genie	160TA9756
	ES drive motor 2030-3246 ES	JLG	139TA5036
	ES drive motor 1930 ES	JLG	166TA5352
	ES brake	JLG	126TA5786
	Brake disc	JLG	139TA5039
	Controller, motor 24V es scissor	JLG	126TA5339
	Motor cable	JLG	165TA4029
	Brush-carbon set of 2	JLG, Snorkel, UpRight	141TA4053
	Motor 4HP	Skyjack	164TA1281
	Brush kit for 166TA5557	Skyjack	151TA2139
	Brush plate suits 165TA4434	Snorkel	164TA7380
	Pump motor 24V	Snorkel	165TA4434
	Controller, motor 24V 360A	Snorkel	165TA4422
	Brush ohio motor	Snorkel	122TA4272
	Motor, 24VDC	Suitable for Multiple Manufacturer Products	166TA5353
	Brush kit for 139TA5036 + 166TA5352	JLG	166TA5354

TECHNICAL DETAILS











	Description	Suitable for	REF
	Rear turntable cover Z34	Genie	139TA1838
	Ground strap	Genie	164TA1249
	Deck roller	Genie	127TA2729
	Bearing bronze flanged	Genie	139TA1780
	Pin steering GS68RT	Genie	128TA3268
	Ground strap 610mm	Suitable for Multiple Manufacturer Products	166TA5363
	Level bubble	Suitable for Multiple Manufacturer Products	161TA2024
	Level bubble 5D degrees	Suitable for Multiple Manufacturer Products	138TA7070
	Safety walk 100mm x 18m	Suitable for Multiple Manufacturer Products	107TA5240
	Safety walk 150mm x 18m	Suitable for Multiple Manufacturer Products	166TA6254
	Tape, warning black and yellow	Suitable for Multiple Manufacturer Products	107TA8149
	Service history decal	Suitable for Multiple Manufacturer Products	166TA5356
	Ewp maintenance log book	Suitable for Multiple Manufacturer Products	166TA5357
	Ewp summary card	Suitable for Multiple Manufacturer Products	166TA5358
	Ewp yellow pouch	Suitable for Multiple Manufacturer Products	166TA5359
	Distance from powerlines decal	Suitable for Multiple Manufacturer Products	166TA5360
	Telehandler summary card	Suitable for Multiple Manufacturer Products	166TA5361
	Telehandler maintenance logo book	Suitable for Multiple Manufacturer Products	166TA5362
	Manual box A4	Suitable for Multiple Manufacturer Products	126TA6065
	Manual box A5	Suitable for Multiple Manufacturer Products	107TA7951

TECHNICAL DETAILS

	Description	Suitable for	REF
	Solenoid, throttle	Genie	139TA1733
	Contactor, 24V, 80AMP	Genie	128TA3000
	Throttle solenoid 12V, with Deutz connector	Genie	161TA2029
	Solenoid, 12V	Genie, Grove	122TA7877
	Solenoid, fuel shutoff, D905	Genie, Haulotte, Skyjack	128TA3249
	Solenoid, 12V	Genie, JLG	122TA7877
	Solenoid, fuel cut off	Genie, JLG, Skyjack, UpRight	151TA2362
	Solenoid, 12V	Genie, UpRight	122TA7879
	Solenoid, throttle, 12V	Haulotte	138TA7336
	Battery cut off switch (emergency button)	Haulotte	107TA1107
	Actuator kit Perkins	JLG	139TA5152
	Actuator Kubota	JLG	166TA5366
	Contactor, 24V, 100A	JLG	139TA5071
	Contactor, 12V	JLG	126TA5356
	Solenoid, shut down Deutz	JLG	152TA2531
	Solenoid, throttle	Niftylift	135TA2476
	Solenoid, 12V	Skyjack	151TA2222
	Stop start solenoid	Skyjack	135TA2497
	Contactor, 12V	Skyjack, Snorkel	122TA7886
	Contactor, 24V	Snorkel	111TA3533





SOLENOIDS & CONTACTORS

TECHNICAL DETAILS

	Description	Suitable for	REF
	Solenoid, 12V	Snorkel, JLG, UpRight	122TA7878
	Contactor, double ended	Snorkel, UpRight	122TA7511
	Solenoid, 12V	Suitable for Multiple Manufacturer Products	106TA2336
	Solenoid, 12V	Suitable for Multiple Manufacturer Products	126TA6219
	Relay, 24V, 180 AMP nominal	Suitable for Multiple Manufacturer Products	106TA1645
	Solenoid, 12V	Suitable for Multiple Manufacturer Products	151TA2316
	Actuator kit	Suitable for Multiple Manufacturer Products	126TA5353
	Solenoid, pull, 12V, with spring	Suitable for Multiple Manufacturer Products	166TA5365
	Solenoid, shut down Deutz	Suitable for Multiple Manufacturer Products	145TA1918
	Solenoid, 24V, 200A	Suitable for Multiple Manufacturer Products	122TA7893

SWITCHES & PUSH BUTTONS

TECHNICAL DETAILS




















	Description	Suitable for	REF
	Toggle switch, on-off, dp, 1/2 throw 4 screw terminal	Genie	146TA5676
	Emergency stop	Genie	161TA2131
	Red indicator light 12V	Genie	127TA2769
	Led indicator red 12V	Genie	161TA5143

TECHNICAL DETAILS

	Description	Suitable for	REF
	Limit switch	Genie	146TA5719
	Limit switch	Genie	160TA8791
	Ls spring wand	Genie	160TA7547
	Ls roller head	Genie	147TA2167
	Limit switch	Genie	146TA2576
	Limit switch	Genie	126TA5417
	Keyswitch, 3 pos, remove middle	Genie	161TA2127
	Keyswitch, 3 pos, fixed in all, key remove all	Genie	128TA3048
	Analog rocker assy	Genie	127TA2750
	Toggle switch, on-off-on, sp, 3 spade terminal	Genie, Grove, MEC	126TA5385
	Toggle switch, on-off, sp, 2 screw terminal	Genie, JLG, Skyjack, Snorkel	146TA2608
	Toggle switch, on-off-on, 6 screw terminal	Genie, JLG, Skyjack, Snorkel	123TA7611
	Keyswitch, 3 pos, remove middle	Genie, Skyjack	128TA3044
	Keyswitch	Genie, Skyjack	138TA7110
	Toggle switch, on-on, dp, 6 screw terminal	Genie, Snorkel	128TA3038
	Toggle switch	Genie, Snorkel, Terex, UpRight	128TA3039
	Toggle switch, on-off-on, dp, spade terminal	Grove, JLG	126TA4744
	Toggle switch, on-off-on, dp, spade spring	Grove, JLG, MEC	126TA5388
	Switch 1 pole, 2 pos, maintained on off	Haulotte	138TA7105




















SWITCHES & PUSH BUTTONS

TECHNICAL DETAILS

	Description	Suitable for	REF
	Switch 1 pole, 2 pos, mom on	Haulotte	127TA2407
	Switch 1 pole, 3 pos, mom off mom	Haulotte	127TA2375
	Toggle switch boot	Haulotte	160TA4104
	Green indicator light 12V	Haulotte	138TA7161
	Red indicator light	Haulotte	138TA7156
	Green indicator light	Haulotte	127TA2392
	Red led light 16mm	Haulotte	138TA7157
	Green led light 12V	Haulotte	166TA5368
	Yellow indicator light	Haulotte	160TA3992
	Limit switch	Haulotte	147TA5543
	Limit switch	Haulotte	127TA2381
	Limit switch	Haulotte	138TA7098
	Paddle switch	Haulotte	145TA3090
	Key switch	Haulotte	160TA4098
	Key switch	Haulotte	138TA7116
	Paddle switch	Haulotte, Niftylift	127TA2372
	Toggle switch, on-off, sp, yellow, 2 spade	JLG	126TA5392
	Toggle switch, on-off-on, 3 spade terminal, yellow	JLG	126TA4743
	Toggle switch, on-off-on, dp, 6 spade terminal, yellow	JLG	126TA5389




















SWITCHES & PUSH BUTTONS

TECHNICAL DETAILS




















	Description	Suitable for	REF
	Toggle switch, on-on-on, dp, spade terminal, yellow	JLG	126TA5390
	Toggle switch + harness	JLG	126TA5396
	Switch membrane	JLG	126TA5433
	Push button switch, yellow	JLG	126TA4746
	Lamp indicator green	JLG	166TA5369
	Lamp indicator red	JLG	139TA5216
	Limit switch	JLG	147TA1667
	Limit switch	JLG	139TA5083
	Limit switch kit	JLG	139TA5085
	Limit switch	JLG	126TA5420
	Toggle switch, on-off-on, sp, 3 spade terminal	MEC	146TA9110
	Limit switch	Niftylift	146TA8401
	Switch push button	Skyjack	166TA5367
	Contact block, nc, T68 R/T	Skyjack	164TA1312
	Selector switch 2 pos maintained long handle	Skyjack	164TA1311
	Latch mounting	Skyjack	164TA1310
	Switch head selector 3 way	Skyjack	164TA1317
	Switch head selector 2 way	Skyjack	164TA1318
	Emergency stop illuminated	Skyjack	164TA1319

SWITCHES & PUSH BUTTONS

TECHNICAL DETAILS







	Description	Suitable for	REF
	Led block 24V red	Skyjack	146TA6041
	Emergency stop illuminated	Skyjack	142TA1423
	Pilot head red	Skyjack	146TA4848
	Base/led kit	Skyjack	164TA1316
	Lamp 12V orange	Skyjack	151TA1992
	Limit switch	Skyjack	147TA5236
	Keyswitch, 3 way, SJ68XXRT	Skyjack	151TA2201
	Emergency stop switch	Snorkel	146TA9931
	Limit switch	Snorkel	146TA9939
	Limit switch	Snorkel	147TA5255
	Key switch ignition	Snorkel	141TA2560
	Toggle switch, on-off-on, dp, 6 screw terminal	Snorkel, UpRight	146TA9934
	Toggle switch, on-off-on, dp, 6 screw terminal	Suitable for Multiple Manufacturer Products	146TA2426
	Toggle switch, on-off-on, sp, 3 screw terminals	Suitable for Multiple Manufacturer Products	106TA1443
	Toggle switch, on-on, sp, 2 screw terminals	Suitable for Multiple Manufacturer Products	146TA1783
	Cover toggle	Suitable for Multiple Manufacturer Products	126TA5449
	Half size boot	Suitable for Multiple Manufacturer Products	127TA2723
	Contact base plastic	Suitable for Multiple Manufacturer Products	128TA3071
	Contact block, no	Suitable for Multiple Manufacturer Products	131TA8998

TECHNICAL DETAILS

	Description	Suitable for	REF
	Contact block, nc	Suitable for Multiple Manufacturer Products	151TA3291
	Base contact	Suitable for Multiple Manufacturer Products	131TA9000
	Contact, nc, with base	Suitable for Multiple Manufacturer Products	139TA5100
	Contact, no, with base	Suitable for Multiple Manufacturer Products	138TA7183
	Embase contact	Suitable for Multiple Manufacturer Products	138TA7184
	Contact block, no	Suitable for Multiple Manufacturer Products	146TA6033
	Contact block, nc	Suitable for Multiple Manufacturer Products	146TA6034
	Base without contacts	Suitable for Multiple Manufacturer Products	161TA2034
	Emergency stop switch	Suitable for Multiple Manufacturer Products	146TA4839
	Twist to unlock mushroom knob	Suitable for Multiple Manufacturer Products	146TA5861
	E-stop	Suitable for Multiple Manufacturer Products	160TA4095
	Emergency stop with key	Suitable for Multiple Manufacturer Products	138TA7144
	E-stop kit	Suitable for Multiple Manufacturer Products	147TA1659
	E-stop twist off	Suitable for Multiple Manufacturer Products	138TA7140
	Limit switch	Suitable for Multiple Manufacturer Products	146TA2573
	Cable gland	Suitable for Multiple Manufacturer Products	131TA8806
	Limit switch	Suitable for Multiple Manufacturer Products	126TA5418
	Proximity switch	Suitable for Multiple Manufacturer Products	164TA7569
	Selector switch, on-off-on	Suitable for Multiple Manufacturer Products	166TA5370










SWITCHES & PUSH BUTTONS

TECHNICAL DETAILS













	Description	Suitable for	REF
	Selector switch, on-off-on (maint) c/w base	Suitable for Multiple Manufacturer Products	160TA4285
	Selector switch, on-off-mom	Suitable for Multiple Manufacturer Products	166TA5371
	Switch magnetic	UpRight	164TA7586
	Key switch	Upright	164TA7400
	Ignition switch anti-restart	Suitable for Multiple Manufacturer Products	141TA2488
	Push button switch, grey	Suitable for Multiple Manufacturer Products	126TA5409

KEYS

TECHNICAL DETAILS

	Description	Suitable for	REF
	Ignition key	Dieci, Haulotte, JLG, Manitou	152TA1729
	Key 3000	Genie	128TA3051
	Ignition key telehandler	Genie	122TA8964
	Key, 4214A	Haulotte	129TA4085
	Ignition key telehandler	Haulotte , JCB	116TA7797
	Key 9901	JLG	118TA5805
	Key	Snorkel	165TA4442
	Key, 455 ronis	Genie	110TA3210
	Key MX19	UpRight	164TA7595

TECHNICAL DETAILS

	Description	Suitable for	REF
	Relay, 24V	Genie	161TA1496
	Control module trombetta	Genie	164TA7497
	Relay, 12V, 3 pos	Genie, Grove, Skyjack, UpRight	122TA7891
	Mini relay, 5 pole, 24V	Genie, Skyjack	121TA1117
	Relay, 12V, 8 pin	Genie, Skyjack, UpRight	165TA2429
	Relay, 24V dc	Genie, UpRight	139TA5073
	Relay, 24V	Haulotte	138TA7092
	Relay, 1 pole, 48V	JLG, UpRight	121TA1131
	Relay, 12V 70A	Suitable for Multiple Manufacturer Products	111TA4855
	Mini relay, 5 pole, 12V	Suitable for Multiple Manufacturer Products	106TA2681
	Relay, 12V	UpRight	164TA7499
	Relay, 24V	UpRight	122TA7919








CLICK & COLLECT
AVAILABLE
AUSTRALIA WIDE!

When you place your orders using our e-commerce solution you will be able to skip the line and collect your goods from our dedicated bay.

Talk to one of our team members for more information.



TECHNICAL DETAILS




	Description	Suitable for	REF
	Hour meter	Genie	126TA6248
	Meter hour 12-48VDC	Genie	139TA1774
	Bdi meter (Zapi)	Haulotte	141TA3266
	Hour meter analogue 12-60V	JLG, Snorkel	123TA7746
	Gauge battery indicator	Skyjack, Snorkel	126TA5513
	Battery indicator 24V	Suitable for Multiple Manufacturer Products	134TA2826
	Hour meter/low voltage unit XL	UpRight	106TA1141






SWITCHES & PUSH BUTTONS

SINGLE POLE STANDARD LEVER TOGGLES

SINGLE POLE STANDARD LEVER TOGGLES

 Position 1 - up	 Position 2 - center	 Position 3 - keyway	Screw terminal	Spade terminal
ON	OFF	ON	123TA5516	146TA9110
ON	-	OFF	146TA2608	165TA7551
ON	-	ON	146TA1783	146TA8573
ON	OFF	ON*	147TA1903	166TA5385
off	-	ON*	146TA9932	146TA8575
ON*	OFF	ON*	106TA1443	126TA5385
ON	-	ON*	126TA5384	139TA9793
ON	OFF	NONE	123TA5524	147TA1655
NONE	OFF	ON*	146TA5660	106TA9988




DOUBLE POLE STANDARD LEVER TOGGLES

 Position 1 - up	 Position 2 - center	 Position 3 - keyway	Screw terminal	Spade terminal
ON	OFF	ON	123TA7611	151TA2420
ON	-	OFF	146TA5676	166TA5384
ON	-	ON	128TA3039	146TA8574
ON	OFF	ON*	146TA5677	166TA5382
off	-	ON*	146TA9933	166TA5383
ON*	OFF	ON*	146TA2426	126TA5388
ON	-	ON*	128TA3038	166TA5381
ON	ON	ON	146TA9934	146TA5683
ON	OFF	NONE	166TA5373	147TA1743
ON	ON	ON*	146TA9196	166TA5380
NONE	OFF	ON*	128TA3038	126TA5381
ON*	ON	ON*	146TA9937	146TA9195

FOUR POLE STANDARD LEVER TOGGLES

 Position 1 - up	 Position 2 - center	 Position 3 - keyway	Screw terminal
ON	OFF	ON	123TA5517
ON	-	ON	146TA5684
off	-	ON*	166TA5374
ON*	OFF	ON*	126TA5382
ON	-	ON*	166TA5375
ON	ON	ON*	166TA5376

DOUBLE POLE STANDARD LEVER TOGGLES

 Position 1 - up	 Position 2 - center	 Position 3 - keyway	Single pole Spade terminal	Double pole Spade terminal
ON	OFF	ON	147TA1666	126TA4744
ON*	OFF	ON*	126TA4743	126TA5389
ON*	ON	ON*	166TA5377	126TA5390
ON	-	OFF	126TA5392	166TA5379

TECHNICAL DETAILS

	Description	Suitable for	REF
	Wheel assy, non marking	Dingli	166TA5372
	Wheel tire assy, GS15/19	Genie	128TA3436
	Wheel tyre assy, GS 20/26/32	Genie	128TA3437
	Wheel tyre assy, GR	Genie	145TA9128
	Wheel assy, n/m front	Genie	128TA3435
	Wheel assy, n/m rear	Genie	128TA3434
	Wheel assy, RHF	Genie	161TA1679
	Wheel assy, LHF	Genie	161TA1592
	Wheel assy, RHF	Genie	160TA8883
	Wheel assy, LHF	Genie	160TA8295
	Wheel assy, optimum	Haulotte	138TA7515
	Wheel assy, compact	Haulotte	127TA2419
	Wheel assy, 1930ES	JLG	126TA5139
	Wheel assy, suits XX46ES	JLG	126TA5937
	Wheel assy, 200x8	Skyjack	164TA1344
	Wheel assy, 16x5	Skyjack	165TA4372
	Wheel assy, split rim	Skyjack	147TA2854
	Wheel assy, S1930 (E)	Snorkel	165TA4502

TECHNICAL DETAILS



REF	165TA2327	165TA2325	165TA8286	165TA2326	166TA5465
Load capacity	2500 kg	2500 kg	2500 kg	2500 kg	2500 kg
Type of pump	Hydraulic pump	Hydraulic pump	Hydraulic pump	Hydraulic pump	Hydraulic pump
Foot pedal	Yes	Yes	Yes	Yes	Yes
Material of the pump	Galvanized	Galvanized	Galvanized	Galvanized	Galvanized
Material of the hand pallet truck	Steel	Steel	Steel	Steel	Steel
Material of the steering wheel	Polyurethane	Polyurethane	Nylon	Nylon	Nylon
Material of the fork wheels	Polyurethane	Polyurethane	Nylon	Nylon	Nylon
Number of fork wheels	Single	Single	Single	Single	Single
Length of the forks	1150 mm	1150 mm	1150 mm	1150 mm	1800 mm
Width across the forks	540 mm	685 mm	540 mm	685 mm	540 mm
Lifting height	200 mm	200 mm	200 mm	200 mm	200 mm
Minimum height	85 mm	85 mm	85 mm	85 mm	85 mm
Colour of the frame	Blue	Blue	Blue	Blue	Blue
Additional information					

TECHNICAL DETAILS



REF	166TA5459	166TA5460	166TA5461	166TA5296	166TA5297
Load capacity	2500 kg	2500 kg	2500 kg	2000 kg	2000 kg
Type of pump	Hydraulic pump	Hydraulic pump	Hydraulic pump	Hydraulic pump	Hydraulic pump
Foot pedal	Yes	Yes	Yes	No	No
Material of the pump	Galvanized	Galvanized	Galvanized	Galvanized	Galvanized
Material of the hand pallet truck	Steel	Steel	Steel	Steel	Steel
Material of the steering wheel	Nylon	Nylon	Nylon	Polyurethane	Polyurethane
Material of the fork wheels	Nylon	Nylon	Nylon	Polyurethane	Polyurethane
Number of fork wheels	Single	Single	Single	Double	Double
Length of the forks	1150 mm	1150 mm	800 mm	1150 mm	1150 mm
Width across the forks	540 mm	685 mm	540 mm	540 mm	685 mm
Lifting height	200 mm	200 mm	200 mm	200 mm	200 mm
Minimum height	85 mm	85 mm	85 mm	85 mm	85 mm
Colour of the frame	Gal	Gal	Red	Yellow frame/ black fork	Yellow frame/ black fork
Additional information				Digital weight gauge	Digital weight gauge

MAG KADDY

ACCESSORIES



TECHNICAL DETAILS

- Dimensions: length: 142 mm - height: 84.5 mm - width: 102 mm
- Dimensions (foot included): length: 142 mm - height: 140 mm - width: 102 mm
- Diameter of magnetic foot: 85,7 mm

REF [107TA7865](#)

TECHNICAL DETAILS



- Jumbo size magnetic box for hand tools, power tools ...
- Dimensions:
Length: 240 mm
Height: 138 mm
Width: 195 mm
- Without foot

REF [116TA5994](#)

TECHNICAL DETAILS



- Dimensions:
Length: 510 mm
Height: 110 mm
Width: 170 mm
- Self adhesive

REF [151TA3834](#)

TOTALLY YOURS

VISIT OUR WEBSHOP WHENEVER AND WHEREVER YOU WANT!

- Explore the inquiry and order system of MyTotalSource
- Forward price inquiries and orders faster and easier in just a few clicks

Request your login details now and benefit from the many advantages offered in MyTotalSource!

For any questions, call or mail our help desk for free support:
ecommerce.apac@tvh.com





TECHNICAL DETAILS

- Each meets or exceeds OEM specifications
- Colours indicated in print are representative of OEM colour match spray paint
- In stock locally
- Per carton quantity 6
- Applicator available REF [107TA7405](#)
- 400 ml

TOTAL SOURCE[®]

		Colour	Spray
BT		Orange	166TA1433
		Red	166TA1434
CAT		Yellow	166TA1435
		Yellow	166TA1455
COMBILIFT		Green	166TA7261
		Grey	166TA7262
CROWN		Beige	166TA1437
GENIE		Blue	166TA1438
		Grey	166TA1439
HAULOTTE		Yellow	166TA1440
HYSTER		Grey Frame	166TA1441
		Yellow	166TA1442
JLG		Orange	166TA1443
		Beige	166TA1444
		Grey	166TA1445
JUNGHEINRICH		Yellow	166TA1456
LINDE		Red	166TA1446
		Black	166TA1447
MERLO		Green	166TA1457
SKYJACK		Orange Red	166TA1448
SMART SWEEP		Yellow	166TA1454
		Yellow Before 1991	166TA1458
TCM		Yellow Since 1991-1995 Alpha Series	166TA1459
		Yellow Since 1995	166TA1460
		Yellow 2004, Inoma Series	166TA1461
TOYOTA		Orange Series 6,7 & 8 Europe	166TA1449
		Orange Series 3,4 & 5	166TA1450
		Orange Series 7 Japan	166TA1451
		Grey Series 7 & 8 Europe	166TA1452
UNICARRIERS, TCM, KOMATSU JUNGHEINRICH, YALE, HYSTER, CAT		Black	166TA1436
YALE		Yellow	166TA1453




Applicator available!
REF [107TA7405](#)



View our full range of Paint & Accessories.
REF 26501928

OUTRIGGER PADS

STABLE SUPPORT FOR LIFTING EQUIPMENT, MOBILE PLANT AND VEHICLES



Our range of high quality outrigger pads and spreader plates provide maximum strength, durability and load distribution with load bearing capacities of up to 300 tonnes.

Engineered to withstand extreme pressure, our tough no-nonsense pads are waterproof and resistant to chemicals, and will adapt to the contours of uneven terrain whilst retaining their shape.

OUTRIGGER PADS OFFER STABLE SUPPORT FOR:

Mobile cranes, crawler cranes, aerial work platforms, truck mounted cranes, mobile crushing equipment, cherry pickers/boom lifts, fire and utilities trucks, knuckle boom crane installers, vehicle mounted platforms, concrete pumps, site cabins, event trailers and leisure vehicles.



Our range is constantly being expanded. Please inquire with our friendly staff for your specific needs.

DISCOVER OUR ITEMS ON OFFER

CARAVAN & MOTORHOME PADS

PREMIUM & HI-VIZ PADS

SCAN QR CODE TO VIEW OUR CATALOGUE!

PRIMO XM



TECHNICAL DETAILS

- Mechanical low-frequency suspension
- Automatic weight adjustment: 45 – 170 kg
- Seat cushion width: 470 mm
- Suspension stroke: 80 mm
- Fore/aft adjustment: 210 mm
- Backrest with adjustable anglement
- Mechanical lumbar support
- Integrated operator system



REF [166TA2550](#)

MSG20



TECHNICAL DETAILS

- Rapid weight adjustment 50-130 kg
- Backrest adjustable anglement
- Fore/aft adjustment
- PVC Black
- Rapid weight adjustment: 50-130 kg



REF [106TA8602](#)

PRIMO L



TECHNICAL DETAILS

- Pneumatic low-frequency suspension
- 12 V compressor (24 V available for forklift trucks)
- Automatic weight adjustment: 45 – 170 kg
- Seat cushion width: 470 mm
- Suspension stroke: 110 mm
- Fore/aft adjustment: 210 mm
- Backrest with adjustable anglement
- Mechanical lumbar support



REF [125TA5082](#)

MSG20 NARROW



TECHNICAL DETAILS

- The narrow-version MSG 20 is a comfort seat with full suspension, that is especially created for vehicles with limited mounting height and width.
- Rapid weight adjustment: 50 – 130 kg
- Backrest adjustable anglement
- Fore/aft adjustment



REF [106TA8603](#)

MAXIMO PROFESSIONAL



TECHNICAL DETAILS

- High-comfort seat with low-frequency suspension
- Low-frequency air suspension (12 V compressor)
- Suspension stroke: 100 mm
- Automatic weight adjustment
- Air-assisted height adjustment: 80 mm
- Suspension cover
- Swivel: 20° left / right
- Adjustable seat cushion length & angle
- Adjustable headrest
- Height adjustable and foldable armrests
- Seat cushion width: extra wide 530 mm
- Adjustable shock absorber

- Integrated backrest extension
- Fore/aft isolator

REF [147TA5099](#)



To view our full range of Grammer Seats request a copy of our Grammer Catalogue
REF [43271691](#)

WINGBACK SEAT WITH MANTLE



TECHNICAL DETAILS

- Automatic seat belt
- Microswitch suitable for Toyota (suitable for any make if modified)
- Adjustable back
- Adjustable slides
- Ergonomic design
- Document holder
- Weight capacity: 130 kg

REF [140TA8969](#)

CANVAS SEAT COVER



Extend your seat life!

TECHNICAL DETAILS

- Canvas seat cover
- Suits REF [140TA8969](#)

REF [163TA8537](#)

WINGBACK SEAT



TECHNICAL DETAILS

- Mechanical suspension
- Adjustable slide tracks
- Operator Presence switch
- Retractable seat belt c/w switch
- Hip restrain
- Backrest adjustment
- Document holder
- Mounting bolt kit
- Weight capacity: 130 kg
- Yellow seat belt

REF [166TA2551](#)

SUSPENDED SEAT



TECHNICAL DETAILS

- Protective dust proof rubber boot at seat base
- Retractable seat belt
- Weight adjustment
- Adjustable backrest
- Seat switch
- Document holder
- Weight capacity: 130 kg

REF [141TA7070](#)

ECONOMY SEAT



TECHNICAL DETAILS

- Fully adjustable rails
- Semi suspension seat
- Weight and backrest adjustment

REF [126TA6283](#)



THE PERFECT SEAT FOR YOUR NEEDS

CONTACT US FOR OUR RANGE OF SPARE PARTS AND ACCESSORIES FOR SEATS.



To view our full range of Grammer Seats request a copy of our Grammer Catalogue
REF [43271691](#)



COUNTLESS PARTS



ONE SCAN



WWW.TVH.COM/CONSTRUCTION

CAM ATTACHMENTS



WORKSHOP TVH AUSTRALIA

LOCAL ENGINEERING

TVH Australia has its own attachment engineering business for the manufacture and modification of forks and attachments.

With over 30 years of local experience in the manufacture, installation, service and repair of forklift attachments, we employ knowledgeable staff from the industry, equipped with the latest technology in machining and testing equipment.

Therefore we are able to provide quality manufactured products with efficient supply lead times and competitive pricing.

LIFT TRUCK AND MATERIAL HANDLING ATTACHMENTS BY CAM ATTACHMENTS

TVH is the exclusive worldwide dealer of CAM attachments products. These high quality, reliable and ISO-certified attachments are strong, durable, easy to install and maintain. In need of a sideshifter, rotator, fork positioner or one of our many other attachments? TVH has you covered with its various CAM attachments product lines to fit any make or model.



ABOUT CAM ATTACHMENTS

CAM attachments was established in Italy more than 40 years ago. Over the years, they acquired a lot of experience, as a result of which their quality and reliability has continued to improve.

CAM attachments offers a wide range of both hydraulic and mechanical attachments. The products successfully operate in all main sectors of markets like agriculture, construction, industry, food and beverage and paper handling. You can install them on different types of machines such as forklifts, skid steer loaders, telehandlers and tractor loaders.

Do you have special requirements? CAM attachments offers custom-made solutions and manufactures attachments tuned to your needs.

OUR CAPABILITIES

MANUFACTURE AND FABRICATION

1. Forks (up to 44 tonnes capacity)
 - Pin-type
 - Din-type
 - Roller-type
 - Long drop
 - Inverted
2. Slip-on attachments
 - Jibs, fork extensions, work platforms, carpet booms
3. Hydraulic attachments
 - Fork positioners, sidershifters, integrated carriages
4. Mast cuts
 - 2 and 3 stages, all makes and models
5. Repairs
 - Carriages, sidershifters, masts
 - Reconditioning of hydraulic attachments
6. Modifications
 - Carriage widening

MACHINING (CNC LATHE, MILLER,...)

1. Forks
 - Full bottom taper, lumber taper, bolt-on, din-hooks, fork eyes
2. Carriage bars
 - ITA 1-2-3-4
3. Load pins
 - Most makes and models
4. Mast pulleys
 - Standard and special nylon hose pulleys

FORK TYNES

HOOK TYPE

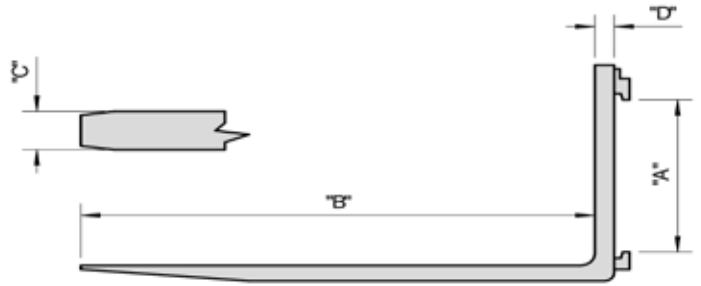


TECHNICAL DETAILS

Capacity	Capacity	Mounting	Length	Width	Thickness	HCG	VCG	Weight	REF
kg/mm	kg/mm	Class "A"	"B"	"C"	"D"	mm	mm	kg	
			mm	mm	mm				
Class 2									
1900/500	1580/600	2A	1070	100	35	310	120	82	BF29396
1900/500	1580/600	2A	1220	100	35	375	110	92	BE39892
2500/500	2080/600	2A	1070	100	40	300	124	92	BF29400
2500/500	2080/600	2A	1220	100	40	363	114	102	BE39896
2500/500	2080/600	2A	1370	100	40	429	106	111	BE39898
3000/500	2500/600	2A	1070	120	40	301	123	110	BE39900
3000/500	2500/600	2A	1220	120	40	365	113	125	BE39902
3000/500	2500/600	2A	1370	120	40	431	105	134	BE39904
3000/500	2500/600	2A	1530	120	40	503	98	149	BE39906
3000/500	2500/600	2A	1830	120	40	641	87	167	BE39908
3000/500	2500/600	2A	2130	120	40	782	79	192	BF37862
3000/500	2500/600	2A	2440	120	40	929	72	213	BE39910
4500/500	3750/600	2A	1530	120	50	487	103	176	BE42092
4500/500	3750/600	2A	1830	120	50	629	92	206	BE42094
Class 3									
4100/500	3415/600	3A	1070	125	45	266	168	134	BE39912
4100/500	3415/600	3A	1220	125	45	326	155	148	BE39914
4100/500	3415/600	3A	1370	125	45	389	144	162	BE39916
4100/500	3415/600	3A	1530	125	45	458	134	176	BE39918
4100/500	3415/600	3A	1830	125	45	591	119	202	BE39920
4100/500	3415/600	3A	2130	125	45	728	108	228	BH68502
4500/500	3750/600	3A	1070	120	50	268	169	144	BE39922
4500/500	3750/600	3A	1220	120	50	328	156	158	BE39924
4500/500	3750/600	3A	1370	120	50	390	145	172	BE39926
4500/500	3750/600	3A	1530	120	50	459	136	186	BE39928
4500/500	3750/600	3A	1830	120	50	592	121	214	BE39930
4500/500	3750/600	3A	2130	120	50	730	110	246	BH68504
4500/500	3750/600	3A	2440	120	50	874	100	276	BH68506
5800/500	4830/600	3A	1070	150	50	268	170	177	BF29442
5800/500	4830/600	3A	1220	150	50	329	157	202	BE39934
5800/500	4830/600	3A	1370	150	50	391	146	214	BE39936
5800/500	4830/600	3A	1530	150	50	460	136	232	BE39938
5800/500	4830/600	3A	1830	150	50	594	121	267	BE39940
5800/500	4830/600	3A	2130	150	50	731	110	302	BE39942
5800/500	4830/600	3A	2440	150	50	876	100	339	BE39944
5800/500	4830/600	3A	3000	150	50	1142	88	408	BH68508

FORK TYNES

HOOK TYPE



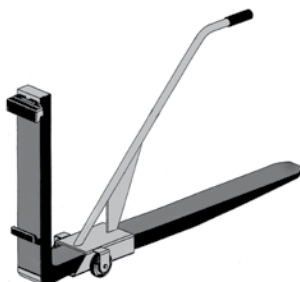
TECHNICAL DETAILS

Capacity kg/mm	Capacity kg/mm	Mounting Class "A"	Length "B" mm	Width "C" mm	Thickness "D" mm	HCG mm	VCG mm	Weight kg	REF
Class 4									
	7000/600	4A	1220	150	60	354	230	262	BE39946
	7000/600	4A	1370	150	60	412	215	282	BE39948
	7000/600	4A	1530	150	60	476	201	304	BE39950
	7000/600	4A	1830	150	60	603	180	348	BE39952
	7000/600	4A	2130	150	60	734	163	390	CB82794
	7000/600	4A	2440	150	60	874	150	438	CB82796
	8220/600	4A	1070	150	65	306	249	258	BE39954
	8220/600	4A	1220	150	65	361	231	282	BE39956
	8220/600	4A	1370	150	65	419	216	304	BE39958
	8220/600	4A	1530	150	65	483	202	328	BE39960
	8220/600	4A	1830	150	65	610	181	374	BE39962
	8220/600	4A	2130	150	65	742	165	420	BE39964
	8220/600	4A	2440	150	65	882	151	468	BE39966
	8220/600	4A	3000	150	65	1141	133	560	BH68510

FORK DOLLY



REF [107TA4780](#)



REF [107TA4781](#)



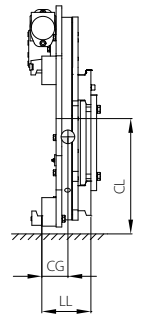
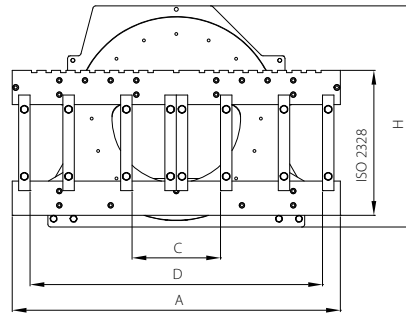
TECHNICAL DETAILS

- A safe and easy way to move your forks or mount them on a carriage.
- Up to fork section: 150 x 50 mm
- For 2 forks up to section: 150 x 70 mm



For more information on our CAM Attachments enquire about our Product Catalogue
REF [44842171](#)

ROTATOR WITHOUT SIDESHIFTER 360°



TECHNICAL DETAILS

- 1 hydraulic function
- Maximum pressure: 180 bar
- Recommended oil flow: 25 l/min
- Fork bar assembly and locking fork pads included
- Without forks

Capacity	A	H	CL	C	D	Rotating torque	RPM	LL	HCG	VCG	Weight	ISO 2328	Model
kg/mm	mm	mm	mm	mm	mm	kN.m/ 140 bar	rpm	mm	mm	mm	kg		
2200/500	1040	775	314	210	895	5.5	4.8	170	80	286	250	2	PRC22D
3200/500	1150	775	415	310	1025	8.5	2.8	175	85	322	347	3	PRC32D
2500/600	1170	770	341	260	1060	10.2	5.2	150	84	265	327	2	ZRC30D1145A
2920/600	1245	770	379	260	1140	10.2	5.2	201	124	306	388	3	ZRC35E1220B

AVAILABLE ON REQUEST: Different sizes and models

LOAD-GUARD FORK POSITIONERS

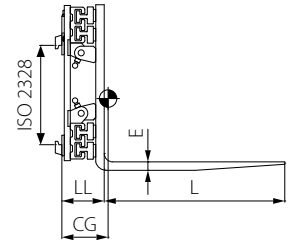
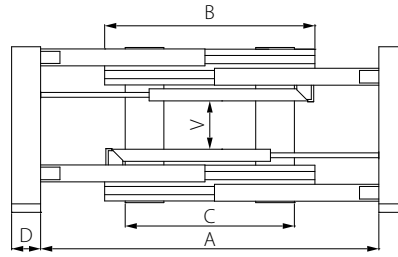


TECHNICAL DETAILS

Model	Capacity (pair)	Mounting Class	Carriage/ sideshifter width	Fork width	Opening range	Overall height	Lost load	Weight (pair)	HCG	VCG	Part number
	kg/mm		mm	mm	mm	mm	mm	kg	mm	mm	
LP21020	2500/600	2	1020	120	950-350	975	0	74	50	610	AH75794
LP31100	4500/600	3	1100	120	1030-330	1100	0	82	50	660	AG36636

AVAILABLE ON REQUEST: Different sizes and models

FORK CLAMPS



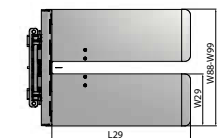
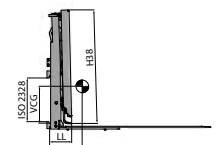
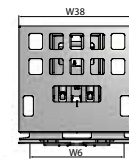
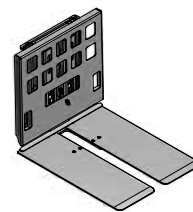
TECHNICAL DETAILS

- 2 hydraulic functions
- Maximum pressure: 160 bar
- Recommended oil flow: 38 l/min
- Welded forks
- C - Minimal width lift truck carriage
- Integrated sideshifter included

Capacity forks	Opening range	L1	W4	W6	H7	LL	HCG	VCG	Weight	Mounting Class	Model
kg/mm	mm	mm	mm	mm	mm	mm	mm	mm	kg		
2300/600	465-1810	1065	1015	915	915	208	203	195	420	2A	ZFS23-0A-1065A

AVAILABLE ON REQUEST: Different sizes and models

PUSH-PULLS



TECHNICAL DETAILS

- 1 hydraulic function
- L28 - Extendable range of the push-pull

Capacity	W88-W99	Mounting Class	W38 x H38	W29 x L29	L28	W6	Weight	Model
kg/mm	mm		mm	mm	mm	mm	kg	
1600/600	1020 - 1170	2A	1015 x 1000	455 x 1220	1270	820	475	ZPA1612L-1A

AVAILABLE ON REQUEST: Different sizes and models

WORK PLATFORM



ABOUT

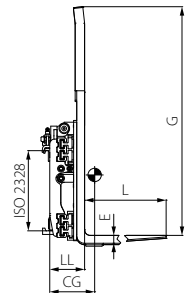
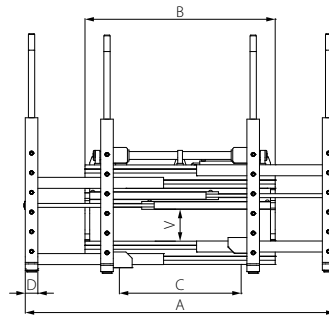
Our Work Platform has been designed for use with a forklift to carry out tasks of short duration and occasional usage such as maintenance.



TECHNICAL DETAILS

Safe working load	Load centre	Unit weight	Fork pocket size	Fork pocket centres	Model
mm	kg	mm	mm		kg
250	600	110	160 x 60	640	131TA4739

FOUR-FORK POSITIONERS FOR MULTI-PALLETS - EUROPALLETS

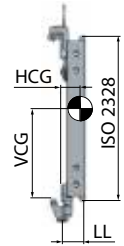
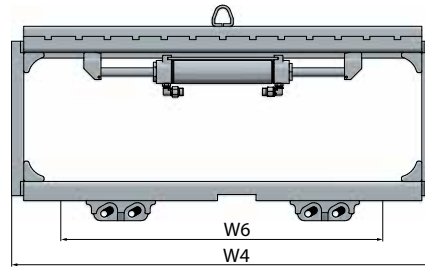


TECHNICAL DETAILS

Capacity	A	B	C	Forks L x D x E	G	V	LL	HCG	VCG	Weight	ISO 2328	Model
kg/mm	mm	mm	mm	mm	mm	mm	mm	mm	mm	kg		
2500/600	660/2070	1200	850	1150 x 80 x 50	1450	200	235	218	251	635	3	DPS25A
3200/600	660/2070	1200	900	1150 x 80 x 50	1450	200	235	227	323	642	3	DPS32A

AVAILABLE ON REQUEST: Different lengths and diameters

SIDESHIFTERS



TECHNICAL DETAILS

- W6 - Minimal width lift truck carriage
- Total sideshifter stroke 100 + 100 mm

Capacity kg/mm	W4 mm	W6 mm	LL mm	HCG mm	VCG mm	Weight kg	ISO 2328	Model
2500/500	1020	895	59	24	247	56	2	ZRF25-1020PA-TY1
3500/500	1000	870	64	26	312	65	3	ZFR35-1100PB-C03

AVAILABLE ON REQUEST: Different sizes and models

MULTI-FIT LOADGUARD



SUITS

- Toyota 2.0-2.5T series 6, 7, 8
- Nissan 2.0-2.5T J02, L02
- Yale 2.0-2.5T RE, RH
- Hyster 2.0-2.5T DX, TX
- Komatsu 2.0-2.5T



TECHNICAL DETAILS

Width mm	Height mm	Depth mm	Weight kg	Model
1020	1000	60	22	165TA8278

FJT TELESCOPIC FORKLIFT JIB



[FIT4.5](#)



[FIT2.5](#)

Safe Working Load (SWL) per position				
Position	1	2	3	4
Extension (mm)	670	1165	1545	1925
SWL (kg)	4500	2900	1300	750

Safe Working Load (SWL) per position				
Position	1	2	3	4
Extension (mm)	790	1200	1580	1960
SWL (kg)	2500	1200	900	750



TECHNICAL DETAILS

- 4 x lifting positions
- Slimline – allows for best possible visibility
- Lifting hook included
- Painted finish is standard
- Secured to the forklift by a safety chain

Safe working load	Load centre	Weight	Fork pocket size	Fork pocket centres	Horizontal C of G	Vertical C of G	Model
kg	mm	kg	mm	mm	mm	mm	
max. 4500	See load chart	95	185 x 65	290	735	120	FIT4.5
max. 2500	See load chart	100	185 x 65	275	630	135	FIT2.5

2FJ25A FIXED FORKLIFT JIB



Safe Working Load (SWL) per position		
Position	1	2
Extension (mm)	500	1000
SWL (kg)	2500	2500



TECHNICAL DETAILS

- 2 x lifting positions
- Slimline - allows for best possible visibility
- Lifting hook included
- Painted finish is standard
- Secured to the forklift by two locking pins

Safe working load	Load centre	Weight	Fork pocket size	Fork pocket centres	Horizontal C of G	Vertical C of G	Model
kg	mm	kg	mm	mm	mm	mm	
max. 2500	See load chart	42	140 x 65	280	517	47	2FJ25A

6.5 TONNE FOLDABLE CONTAINER RAMP



TECHNICAL DETAILS

- Load capacity: 6500 kg
- Length: 2.00 m
- Length when folded: 1.50 m
- Width: 2.20 m
- Total weight: 285 kg
- Material: 5 mm steel with reinforcing ribs
- Fork pocket size: 165 x 60 mm
- Fork pocket centres: 775 mm

REF [139TA4513](#)

6.5 TONNE FIXED CONTAINER RAMP



TECHNICAL DETAILS

- Capacity (SWL): 6500 kg
- Measurements: 1600 x 2000 x 170 mm
- Weight: 180 kg

REF [165TA8279](#)

8 TONNE FIXED CONTAINER RAMP

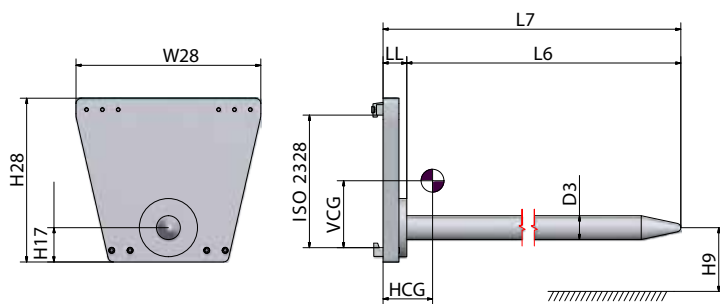


TECHNICAL DETAILS

- Capacity (SWL): 8000 kg
- Measurements: 1800 x 2300 x 250 mm
- Weight: 410 kg

REF [165TA8280](#)

CARPET BOOM



TECHNICAL DETAILS

Capacity	L6	D3	H9	LL	HCG	VCG	Weight	Mounting Class	Model
kg/mm	mm	mm	mm	mm	mm	mm	kg		
510/1400	2800	70	140	201	865	183	161	2	CAR70-QR22800
475/1500	3000	70	140	201	946	181	167	2	CAR70-QR23000
850/1400	2800	80	140	201	968	176	186	2	CAR80-QR22800
790/1500	3000	80	140	201	1054	175	194	2	CAR80-QR23000
510/1400	2800	70	140	201	707	261	200	3	CAR70-QR32800

AVAILABLE ON REQUEST: Different lengths and diameters

HYDRAULIC HOSE REELS



Hose reel kits supplied without shaft inlet port 3/8" thread

TECHNICAL DETAILS

Type	Reel diameter	Max hose length	Hose type	Max lift height	Max working pressure	REF
	mm	mm		mm		
R.H.	325	4500	Twin synflex 3/8"	Duplex: 7000 / Triplex: 6000	160 bar - fluid: 30 l/min	123TA7180
L.H.	325	4500	Twin synflex 3/8"	Duplex: 7000 / Triplex: 6000	160 bar - fluid: 30 l/min	123TA7181
R.H.	420	6700	Twin synflex 3/8"	Duplex: 11500 / Triplex: 9500	160 bar - fluid: 30 l/min	123TA7185
L.H.	420	6700	Twin synflex 3/8"	Duplex: 11500 / Triplex: 9500	160 bar - fluid: 30 l/min	123TA7186

FORK EXTENSIONS

CLOSED SECTION



TECHNICAL DETAILS

Capacity (pair)	Length	Width	Height	Fork tyne Section size	Min fork length	Weight (pair)	HCG	VCG	Model
kg/mm	mm	mm	mm	mm	mm	kg	mm	mm	
3333/600	1200	124	67	100 x 35, 100 x 40, 100 x 50	1070	42	493	25	ZTE1-12
3333/600	1300	124	67	100 x 35, 100 x 40, 100 x 50	1070	45	540	23	ZTE1-13
3333/600	1600	124	67	100 x 35, 100 x 40, 100 x 50	1070	55,5	688	25,6	ZTE1-16
3333/600	1780	124	67	100 x 35, 100 x 40, 100 x 50	1070	62	789	26	ZTE1-18
3333/600	2100	124	67	100 x 35, 100 x 40, 100 x 50	1260	71	937	26	ZTE1-21
3333/600	2400	124	67	100 x 35, 100 x 40, 100 x 50	1440	81	1087	26	ZTE1-24
3750/600	1200	146	72	120 x 40, 125 x 45, 120 x 50	1070	48	500	26,7	ZTE2-12
3750/600	1300	146	72	120 x 40, 125 x 45, 120 x 50	1070	51	549	27	ZTE2-13
3750/600	1600	146	72	120 x 40, 125 x 45, 120 x 50	1070	63	699	28	ZTE2-16
3750/600	1780	146	72	120 x 40, 125 x 45, 120 x 50	1070	71	798	28	ZTE2-18
3750/600	2000	146	72	120 x 40, 125 x 45, 120 x 50	1200	78	896	28	ZTE2-20
3750/600	2100	146	72	120 x 40, 125 x 45, 120 x 50	1260	81	946	28	ZTE2-21
3750/600	2400	146	72	120 x 40, 125 x 45, 120 x 50	1440	93	1095	28	ZTE2-24
3750/600	3000	146	72	120 x 40, 125 x 45, 120 x 50	1800	116	1395	29	ZTE2-30
4833/600	1600	176	74	150 x 50	1070	80	709	30	ZTE3-16
4833/600	1780	176	74	150 x 50	1070	90	808	31	ZTE3-18
4833/600	2000	176	74	150 x 50	1200	99	909	31	ZTE3-20
4833/600	2100	176	74	150 x 50	1260	104	957	31	ZTE3-21
4833/600	2400	176	74	150 x 50	1440	119	1108	31	ZTE3-24
4833/600	3000	176	74	150 x 50	1800	148	1407	32	ZTE3-30
4833/600	3500	176	74	150 x 50	2100	172	1657	32	ZTE3-35
8000/600	1600	180	86	150 x 60, 150 x 65	1070	97	709	30	ZTE4-16
8000/600	1780	180	86	150 x 60, 150 x 65	1070	111	808	31	ZTE4-18
8000/600	2000	180	86	150 x 60, 150 x 65	1200	121,5	907	31	ZTE4-20
8000/600	2100	180	86	150 x 60, 150 x 65	1260	127	958	31	ZTE4-21
8000/600	2400	180	86	150 x 60, 150 x 65	1440	148	1107	32	ZTE4-24
8000/600	3000	180	86	150 x 60, 150 x 65	1800	182	1406	32	ZTE4-30
8000/600	3500	180	86	150 x 60, 150 x 65	2100	212	1656	33	ZTE4-35

AVAILABLE ON REQUEST: Different lengths and diameters



TVH AUSTRALIA PTY LTD • HEAD OFFICE BRISBANE

ABN 67 117 701 587 • 60 Bernoulli Street • Darra QLD 4076 • Australia
T +61 7 3717 3222 • F +61 7 3275 3881 • info.au@tvh.com • www.tvh.com

BRISBANE

735 Boundary Road
Richlands QLD 4077
T +61 7 3277 0877
F +61 7 3277 0026
brisbanesales@tvh.com

ADELAIDE

62-64 Wingfield Road
Wingfield SA 5013
T +61 8 8359 1155
F +61 8 8359 0600
adelaidesales@tvh.com

MELBOURNE

7/66-74 Micro Circuit
Dandenong South VIC 3175
T +61 3 9544 6622
F +61 3 9544 2617
melbournesales@tvh.com

PERTH

2/15 Colin Jamieson Drive
Welshpool WA 6106
T +61 8 9358 2200
F +61 8 9358 2822
perthsales@tvh.com

SYDNEY

4/463 Victoria Street
Wetherill Park NSW 2164
T +61 2 9756 6677
F +61 2 9756 3555
sydneysales@tvh.com